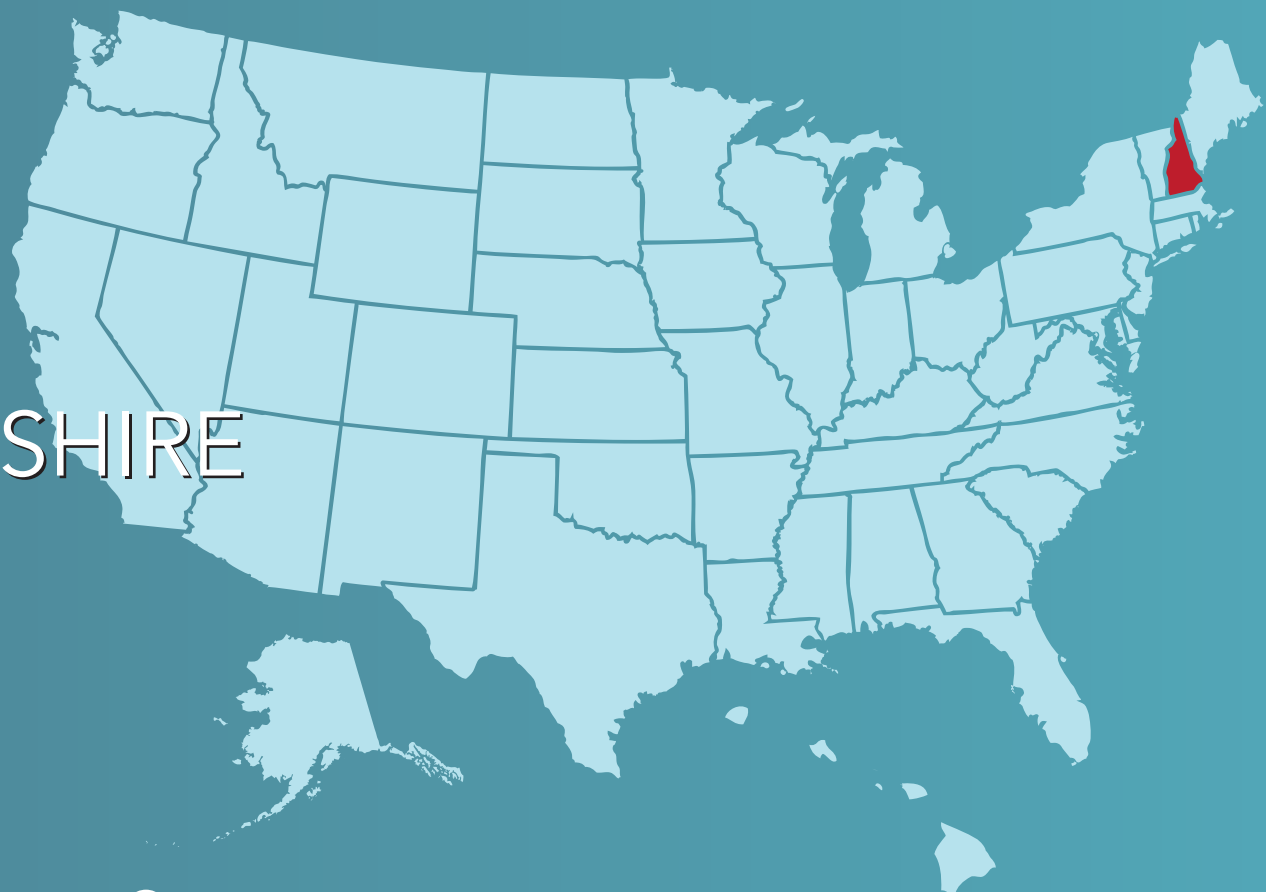




THE
AMERICAN
CONSERVATIVE
UNION

2015 RATINGS *of* NEW HAMPSHIRE



ACUConservative



@ACUConservative



Conservative.org

TABLE OF CONTENTS

Letter from the Chairman.....	2	NH Senate Vote Descriptions.....	6
ACU & ACUF Board Members.....	3	NH Senate Scores.....	7
Selecting the Votes	3	NH House Vote Descriptions	9
2015 Winners & Losers	4	NH House Scores	11



LETTER FROM THE CHAIRMAN

Dear Fellow Conservatives,

I am pleased to present the American Conservative Union Foundation's ratings for the 2015 meeting of the New Hampshire General Assembly. Like our Congressional Ratings, our State Ratings reflect how elected officials view the role of government in an individual's life. The New Hampshire legislators with the strongest scores voted most consistently with the ideals articulated in the US Constitution: limited and transparent government, individual rights, personal responsibility, and a healthy culture.


The 2014 election completed a political transformation that began in 2010 and resulted in voters of almost half the states, 23 in all, entrusting Republicans with the governorships as well as control of both chambers in the respective state, the biggest sweep since the first half of the 20th Century.

By examining all our State Ratings (which cover a wide variety of issues) we can see which states have best used their Republican majorities to apply conservative principles, how others have struggled, and in yet other states, how conservatives have stood up against liberal majorities. I know that this guide will provide you with the most comprehensive evaluative tool to learn how your legislators measure up.

Sincerely,



Matt Schlapp
Chairman
American Conservative Union





ACU BOARD MEMBERS

Matt Schlapp <i>Chairman</i>	Larry Beasley	Kellyanne Conway	Michael Long
Thomas Winter <i>First Vice Chairman</i>	Bob Beauprez	Tom DeLay	Grover Norquist
Carolyn Meadows <i>Second Vice Chairman</i>	Kimberly Bellissimo	John Eddy	Becky Norton Dunlop
Jameson Campaigne, Jr. <i>Secretary</i>	Morton Blackwell	Luis Fortuno	Ron Robinson
	Ambassador John Bolton	Amy Frederick	Ned Ryun
	Al Cardenas	Charlie Gerow	Fred Smith, Jr.
	Jose Cardenas	Alan Gottlieb	Matt Smith
	Ron Christie	Van Hipp, Jr.	Lewis Uhler
	Muriel Coleman	James Lacy	Ed Yevoli

ACU FOUNDATION BOARD MEMBERS

Matt Schlapp <i>Chairman</i>	Kimberly Bellissimo	Carolyn Meadows
Millie Hallow <i>Vice Chairman</i>	Jose Cardenas	Thomas Winter
Van Hipp, Jr. <i>Treasurer</i>	Amy Frederick	
Tim Goeglein <i>Secretary</i>	Jonathan Garthwaite	
	Charlie Gerow	
	Colin Hanna	
	Willes Lee	

To contact ACU, please call 202-347-9388



1331 H Street NW, Suite 500
Washington, DC 20005
(202) 347-9388

SELECTING THE VOTES

ACU researched and selected a range of bills before the New Hampshire General Assembly that determine a member's adherence to conservative principles. We selected bills that focus on Ronald Reagan's philosophy of the "three-legged stool": 1) *fiscal and economic*: taxes, budgets, regulation, spending, healthcare, and property; 2) *social and cultural*: 2nd amendment, religion, life, welfare, and education; and 3) *government integrity*: voting, individual liberty, privacy, and transparency. This wide range of issues are designed to give citizens an accurate assessment that conveys which of New Hampshire's elected leaders best defend the principles of a free society: Life, Liberty and Property.



2015 WINNERS & LOSERS

90-100% AWARD FOR CONSERVATIVE EXCELLENCE



SENATE

AVARD
BIRDSSELL
BRADLEY
CARSON
CATALDO
DANIELS
FORRESTER
MORSE
PRESCOTT
REAGAN
SANBORN

HOUSE

ABRAMSON	GROEN	MURPHY
ALDRICH	HALSTEAD	NOTTER
AMMON	HANNON	O'BRIEN, W.
AVELLANI	HARRIS	OHM
BALDASARO	HILL	OSBORNE
BATES	HOELL	PRUDHOM-ME-O'BRIEN
BEAUDOIN	HOGAN	RICE, F.
BOEHM	HOWARD	RICE, K.
BREWSTER	HULL	RIDEOUT
BROWN, D.	INGBRETSON	SCHLEIEN
BURT	ITSE	SEAWORTH
CHRISTIE, R.	JOHNSON	SEIDEL
COFFEY	JONES	SOUZA
COMEAU	KACZYNSKI	SPANOS
COOK	KAPPLER	SPILLANE
CORDELLI	KELLOGG	SULLIVAN, V.
DONOVAN	KNOWLES	SYLVIA
DUARTE	KOLODZIEJ	TASKER
DUMAIS	KUCH	TRUE
EASTMAN	LACHANCE	TUCKER
EMERICK	MARSTON	TURCOTTE, L.
ESTEVEZ	MARTIN	TWOMBLY
FERREIRA	McCARTHY, F.	WHITEHOUSE
FRENCH, H.	McCONNELL	WUELPER
FROMUTH	McGUIRE, C.	
GANNON	McGUIRE, D.	
GOULETTE	MOORE	

80-89% AWARD FOR CONSERVATIVE ACHIEVEMENT



SENATE

BOUTIN

HOUSE

BRIDGE	LeBRUN	PITRE
CHENEY	LEEMAN	SANBORN
EDELBLUT	LUTHER	SCHROADTER
FRASER	MARPLE	SIMMONS
GALLAGHER	McCLARREN	THOMAS, D.
GORDON, R.	McLEAN	VADNEY
GOULD	MILZ	VOSE
HANSEN	MUROTAK	WEYLER
HODGDON	PALMER	WOOD
HOPPER	PARISON	ZARICKI



<10% COALITION OF THE RADICAL LEFT

SENATE

D'Allesandro
Feltes
Fuller Clark
Hosmer
Kelly
Lasky
Pierce
Soucy
Watters
Woodburn

HOUSE

Abbott	Cooney	Henle	O'Neil	Southworth
Abel	Cornell	Hennessey, M.	Oxenham	Spang
Alicea	Cote	Herbert	Pantelakos	Stevens
Almy	Cushing	Higgins	Parkhurst	Sullivan, D.
Ames	DiFranco	Hirsch	Pearson	Sykes
Baber	DiSesa	Horrigan	Porter	Tatro
Backus	DiSilvestro	Irwin	Rice, C.	Ticehurst
Bartlett	Doherty	Jack	Roberts, C.	Townsend
Bennett	Eaton	Kenison	Robertson	Treleven
Berch	Ford	Leishman	Rogers	Turcotte, A.
Berrien	Francesse	Ley	Rollo	Vann
Bixby	Frazer	Long, P.	Rosenwald	Verschueren
Borden	Freitas	Lovejoy	Sad	Wall
Bradley	French, B.	Luneau	Schmidt, A.	Wallner
Brown, C.	Froburg	MacKay	Schmidt, P.	Walsh, R.
Brown, P.	Gidge	Maes	Schuett	Ward, G.
Buco	Gile	Mangipudi	Shattuck	Ward, K.
Burton	Goley	Manley	Shepardson	Weber
Butler	Gordon, P.	McBeath	Sherman	Wheeler
Cahill	Gorman	McNamara	Shurtleff	White
Cali-Pitts	Gottling	Moffett	Simpson	Williams
Carson, C.	Harvey	Moynihn	Smith, M.	Woodbury
Chase, C.	Hatch	Myler	Smith, Suzanne	
Cloutier	Heath	Nordgren	Snow	
Converse	Heffron	O'Brien, M.	Soucy	



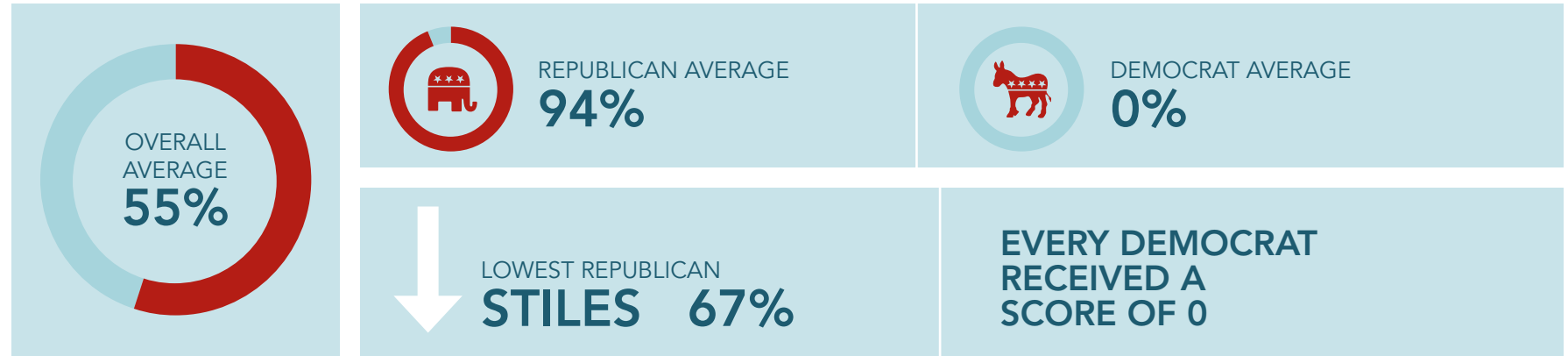
NEW HAMPSHIRE SENATE VOTE DESCRIPTIONS

1. **SB 204 School Choice.** This bill repeals the scholarship tax credit law, the first education tax credit in the nation to include homeschoolers. ACU supports school choice and opposed this bill. The Senate voted 14-10 to kill the bill via a procedural motion taken on February 19, 2015. (A Yes vote supported the ACU position).
2. **SB 107 Right to Work.** This bill prohibits collective bargaining agreements that require employees to join or contribute to a labor union. ACU supports the right to work and supported this bill. The Senate defeated the bill on March 5, 2015 by a vote of 12-12.
3. **SB 261 Minimum Wage.** This bill raises the state's minimum wage to \$10 per hour by 2018. ACU opposes artificial wages that cost jobs among those who need them most, such as students and less experienced workers and opposed this bill. The Senate voted 14-10 to kill the bill via a procedural motion taken on March 12, 2015. (A Yes vote supported the ACU position).
4. **SB 1 Business Profits Tax.** This bill reduces the business profits tax from 8.5 percent to 7.9 percent over three years. ACU supports this pro-growth tax reduction in a state that is ranked 48th out of 50 by the Tax Foundation when judging a business friendly climate and supported this bill. The Senate passed the bill on March 19, 2015 by a vote of 14-10.
5. **HB 332 Parental Notification.** This bill requires schools to give advance notice to parents regarding course material covering human sexuality or human sexual education. ACU strongly believes in parental rights and that sex education and matters of morality should be handled in the private context of the family and supported this bill. The Senate passed the bill on May 14, 2015 by a vote of 14-10.
6. **HB 403 Abortion Clinic Protests.** This bill repeals a 2014 law that set up a 25 foot "buffer zone" around abortion clinics that limits the right to freedom of assembly. ACU believes abortion is a human tragedy, supports educating patients and the right to protest against abortion, and supported this bill. The Senate defeated the bill on May 14, 2015 by a vote of 12-12.
7. **HB 563 Charter Schools.** This bill increases funding for charter schools by \$1,000 per student. ACU supports the expansion of school choice and supported this bill. The Senate passed the bill on May 14, 2015 by a vote of 14-10.
8. **HB 603 Common Core.** This bill allows parents of any high school student to have their child exempt from the Common Core mandated educational assessment tests. ACU supports parental rights in education and supported this bill. The Senate failed to kill the bill on a procedural motion on May 14, 2015 by a vote of 11-13. (A No vote supported the ACU position). However, the bill then passed by a voice vote.
9. **HB 208 Global Warming Funding.** This bill redistributes funds from the Regional Greenhouse Gas Initiative, an existing cap and trade scheme among northeastern states. It also includes an electricity rate increase and quadruples the funds for government-funded weatherization projects. ACU opposes these programs that interfere with the free market and drive up energy costs for everyone, and opposed this bill. The Senate passed the bill on June 4, 2015 by a vote of 13-11.
10. **SB 169 Welfare Regulations.** This bill prevents welfare credit cards from being used to pay for body piercings or tattoos. ACU supports reasonable restrictions on the use of taxpayer funds for welfare recipients and supported this bill. The Senate failed to override the Governor's veto of this bill on September 16, 2015 by a vote of 14-10. (A two-thirds vote was required. A Yes vote supported the ACU position).
11. **SB 101 Common Core.** This bill prohibits the state's Department of Education or the state board of education from forcing any school or school district to implement Common Core standards. ACU supports local control of education and supported this bill. The Senate failed to override the Governor's veto of the bill on September 16, 2015 by a vote of 13-11. (A two-thirds vote was required to pass. A Yes vote supported the ACU position).
12. **SB 179 Voting Integrity.** This bill eliminates same-day voter registration and requires that, in order to register, an address be provided at least 30 days before an election. ACU opposes same-day registration that makes it impossible to verify a voter's eligibility and contributes to voter fraud and supported this bill. The Senate failed to override the Governor's veto of the bill on September 16, 2015 by a vote of 13-11. (A Yes vote supported the ACU position.)



NEW HAMPSHIRE SENATE SCORES

NEW HAMPSHIRE SENATE STATISTICS



NEW HAMPSHIRE SENATE VOTE DETAIL

	Party	District	SB 204	SB 107	SB 261	SB 1	HB 332	HB 403	HB 563	HB 603	HB 208	SB 169	SB 101	SB 179	ACU Votes	Votes Cast	2015 %	2014 %	LIFETIME AVG
AVARD	R	12	+	+	+	+	+	+	+	+	+	+	+	+	12	12	100%	n/a	100%
BIRDSELL	R	19	+	+	+	+	+	+	+	+	+	+	+	+	12	12	100%	93%	97%
BOUTIN	R	16	+	-	+	+	+	+	+	+	-	+	+	+	10	12	83%	67%	75%
BRADLEY	R	3	+	+	+	+	+	+	+	+	+	+	+	+	12	12	100%	67%	83%
CARSON	R	14	+	-	+	+	+	+	+	+	+	+	+	+	11	12	92%	56%	74%
CATALDO	R	6	+	+	+	+	+	+	+	+	+	+	+	+	12	12	100%	78%	89%
D'Allesandro	D	20	-	-	-	-	-	-	-	-	-	-	-	-	0	12	0%	22%	11%
DANIELS	R	11	+	+	+	+	+	+	+	+	+	+	+	+	12	12	100%	93%	97%
Feltes	D	15	-	-	-	-	-	-	-	-	-	-	-	-	0	12	0%	n/a	0%
FORRESTER	R	2	+	+	+	+	+	+	+	+	+	+	+	+	12	12	100%	89%	94%
Fuller Clark	D	21	-	-	-	-	-	-	-	-	-	-	-	-	0	12	0%	11%	6%
Hosmer	D	7	-	-	-	-	-	-	-	-	-	-	-	-	0	12	0%	33%	17%
Kelly	D	10	-	-	-	-	-	-	-	-	-	-	-	-	0	12	0%	11%	6%
Lasky	D	13	-	-	-	-	-	-	-	-	-	-	-	-	0	12	0%	22%	11%
LITTLE	R	8	+	+	+	+	+	-	+	+	-	+	+	-	9	12	75%	n/a	75%
MORSE	R	22	+	+	+	+	+	+	+	+	+	+	+	+	12	12	100%	89%	94%
Pierce	D	5	-	-	-	-	-	-	-	-	-	-	-	-	0	12	0%	11%	6%
PRESCOTT	R	23	+	+	+	+	+	+	+	+	+	+	+	+	12	12	100%	75%	88%
REAGAN	R	17	+	+	+	+	+	+	+	+	+	+	+	+	12	12	100%	67%	83%



NEW HAMPSHIRE SENATE VOTE DETAIL

	Party	District	SB 204	SB 107	SB 261	SB 1	HB 332	HB 403	HB 563	HB 603	HB 208	SB 169	SB 101	SB 179	ACU Votes	Votes Cast	2015 %	2014 %	LIFETIME AVG
SANBORN	R	9	+	+	+	+	+	+	+	+	+	+	+	+	12	12	100%	78%	89%
Soucy	D	18	-	-	-	-	-	-	-	-	-	-	-	-	0	12	0%	33%	17%
STILES	R	24	+	+	+	+	+	-	+	-	-	+	-	+	8	12	67%	67%	67%
Watters	D	4	-	-	-	-	-	-	-	-	-	-	-	-	0	12	0%	25%	13%
Woodburn	D	1	-	-	-	-	-	-	-	-	-	-	-	-	0	12	0%	33%	17%



NEW HAMPSHIRE HOUSE VOTE DESCRIPTIONS

1. **HB 269 Housing Law.** This bill allows landlords to collect the first and last month's rent as well as a security deposit as a condition for a lease. ACU supports a free market in housing and supported this bill. The House voted 145-204 to kill the bill via a procedural motion taken on February 11, 2015. (A No vote supported the ACU position).
2. **HB 387 Vehicle Inspections.** This bill changes the vehicle inspection requirement from every year to once every two years. ACU supports easing government regulatory burdens and supported this bill. The House voted 207-140 to kill the bill via a procedural motion taken on February 18, 2015. (A No vote supported the ACU position).
3. **HB 677 Planned Parenthood.** This bill prohibits Planned Parenthood, an organization that performs abortions, from receiving state funds. ACU believes abortion is a human tragedy, supports restrictions on the practice, and supported this bill. The House voted 216-142 to kill the bill via a procedural motion taken on February 18, 2015. (A No vote supported the ACU position).
4. **HB 591 Gas Tax Increase.** This bill repeals the 2014 gas tax increase that automatically raises the tax rate based on the consumer price index. ACU opposes automatic tax increases with no taxpayer accountability and supported this bill. The House voted 243-108 to kill the bill via a procedural motion taken on February 18, 2015. (A No vote supported the ACU position).
5. **CACR 1 Tax Increase Requirement.** This constitutional amendment requires a 3/5 majority in order to impose new or increased taxes or license fees, and to authorize additional state bonds. ACU supports this fiscally sound approach that makes tax and debt increases a last resort solution and supported this amendment. The House voted 226-128 to kill the amendment via a procedural motion taken on March 4, 2015. (A No vote supported the ACU position).
6. **HB 543 Renewable Energy Mandates.** This bill repeals the state's "Renewable Portfolio Standard" that requires electricity providers to obtain "renewable energy credits" to cover 25 percent of retail electricity by 2025. ACU believes that all forms of energy should compete within the free market, that government should refrain from helping favored energy sources and supported this bill. The House voted to table, or kill, the bill on March 4, 2015 by a vote of 253-95. (A No vote supported the ACU position).
7. **HB 303 Parental Consent.** This bill requires parental consent before students receive psychological services. ACU supports parental rights and supported this bill. The House voted to table, or kill, the bill on March 11, 2015 by a vote of 230-127. (A No vote supported the ACU position).
8. **HB 578 Unfunded Mandates.** This bill prohibits the state board of education from requiring that school districts implement federally mandated curriculum, methods of instruction, or statewide assessment programs that are not fully paid for by federal funds. ACU opposes federal mandates on education and supports this fiscally sound approach to dealing with them, and supported this bill. The House passed the bill on March 11, 2015 by a vote of 204-136.
9. **HB 548 Obamacare Implementation.** This bill establishes a state-run health care insurance exchange under Obamacare. ACU opposes the establishment of state exchanges, which have proven costly to taxpayers in other states (and in many cases failed) and opposed this bill. The House voted 237-131 to kill the bill via a procedural motion taken on March 11, 2015. (A Yes vote supported the ACU position).
10. **HB 560 Fetal Homicide.** This bill provides that a fetus shall be included under the definition of "another" in criminal death cases, which include murder, manslaughter or negligent homicide. ACU believes in the sanctity of life and protection of the fetus and supported this bill. The House passed the bill on March 11, 2015 by a vote of 208-155.
11. **HB 554 Beer Regulations.** This bill allows beer to be sold in refillable containers. ACU supports deregulation of beverage sales and supported this bill. The House passed the bill on March 11, 2015 by a vote of 311-58.
12. **HB 365 Hiring Mandates.** This bill prevents employers from using an applicant's credit history in employment decisions. ACU opposes this interference in the free market and opposed this bill. The House voted 200-142 to kill the bill via a procedural motion taken on March 12, 2015. (A Yes vote supported the ACU position).
13. **HB 684 Minimum Wage.** This bill raises the minimum wage to \$14.25 an hour by 2018, with automatic increases annually based on the Consumer Price Index. ACU opposes artificial wages that cost jobs among those who need them most, such as students and less experienced workers, and opposed this bill. The House killed the bill on a procedural motion on March 12, 2015 by a vote of 198-145. (A Yes vote supported the ACU position).

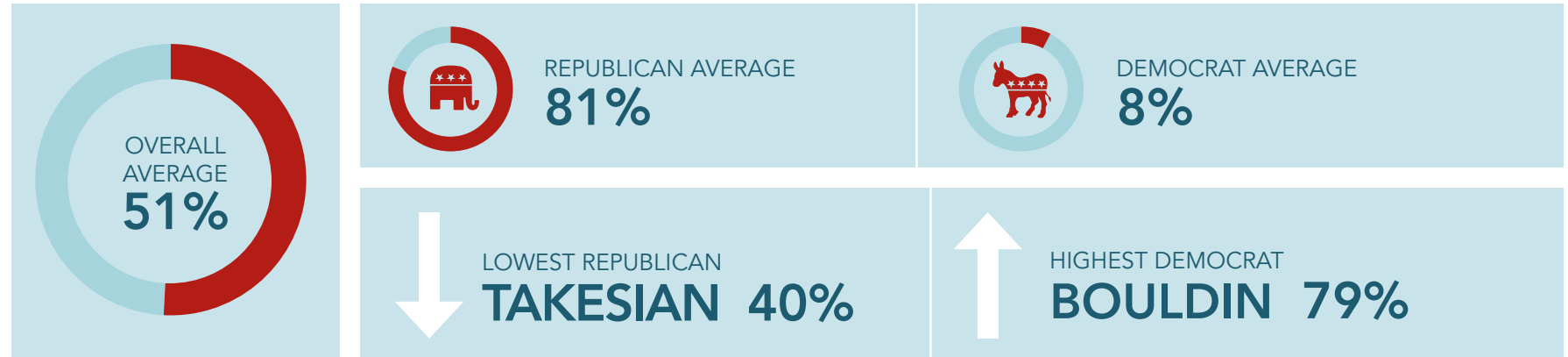


-
14. **HB 600 Paid Sick Leave.** This bill mandates paid sick leave for private sector employees. ACU opposes this interference in the free market that drives up costs and holds down wages and job growth, and opposed this bill. The House killed the bill on a procedural motion March 12, 2015 by a vote of 219-122. (A Yes vote supported the ACU position).
-
15. **HB 563 Charter Schools.** This bill increases funding for charter schools by \$1,000 per student. ACU supports the expansion of school choice and supported this bill. The House passed the bill on March 12, 2015 by a vote of 222-116.
-
16. **HB 403 Abortion Clinic Protests.** This bill repeals a 2014 law that set up a 25 foot “buffer zone” around abortion clinics that limits the right to freedom of assembly. ACU believes abortion is a human tragedy, supports educating patients and the right to protest against abortion, and supported this bill. The House passed the bill on March 12, 2015 by a vote of 170-159.
-
17. **HB 402 Right to Work.** This bill prohibits collective bargaining agreements that require employees to join a labor union. ACU supports the right to work and supported this bill. The House voted 184-74 to kill the bill via a procedural motion taken on March 12, 2015. (A No vote supported the ACU position).
-
18. **HB 2 Amendment 1224h Renewable Energy Fund.** Amendment 1224h to the budget bill reduces funding for the Renewable Energy Fund, which is used to administer a complex formula of rebates to carry out a mandate requiring 25 percent of the state’s electricity come from renewable sources by 2025. ACU believes that all forms of energy should compete within the free market, that government should refrain from helping favored energy sources, and supported this amendment. The House passed the amendment on April 1, 2015 by a vote of 210-170.
-
19. **SB 101 Common Core.** This bill prohibits the state's Department of Education or the state board of education from forcing any school or school district to implement common core standards. ACU supports local control of education and supported this bill. The House passed the bill on April 15, 2015 by a vote of 202-138.
-
20. **SB 30 Corporate Subsidies.** This bill, known as the “Balsams Bill,” allows the Business Development Authority to raise its loan guarantee cap to \$25 million in order to help revive the closed Balsams Resort Hotel in Dixville Notch. ACU opposes putting taxpayer’s funds at risk for a private resort and opposed this bill. The House passed the bill on May 6, 2015 by a vote of 293-57.
-
21. **SB 179 Voting Integrity.** This bill eliminates same-day voter registration and requires that, in order to register, an address be provided at least 30 days before an election. ACU opposes same-day registration that makes it impossible to verify a voter’s eligibility and contributes to voter fraud and supported this bill. The House passed the bill on June 3, 2015 by a vote of 211-145.
-
22. **SB 169 Welfare Regulations.** This bill prevents welfare credit cards from being used to pay for body piercings or tattoos. ACU supports reasonable restrictions on the use of taxpayer funds for welfare recipients and supported this bill. The House passed the bill on June 24, 2015 by a vote of 213-143.
-
23. **HB 332 Parental Notification.** This bill requires schools to give advance notice to parents regarding course material covering human sexuality or human sexual education. ACU strongly believes in parental rights and that sex education and matters of morality should be handled in the private context of the family and supported this bill. The House failed to override the Governor’s veto on September 16, 2015 by a vote of 226-148. (A two-thirds vote was required. A Yes vote supported the ACU position).
-
24. **HB 603 Common Core.** This bill allows parents of any high school student to have their child exempt from the Common Core mandated educational assessment tests. ACU supports parental rights in education and supported this bill. The House failed to override the Governor’s veto of this bill on September 16, 2016 by a vote of 211-141. (A two-thirds vote was required. A Yes vote supported the ACU position).
-



NEW HAMPSHIRE HOUSE SCORES

NEW HAMPSHIRE HOUSE STATISTICS



NEW HAMPSHIRE HOUSE VOTE DETAIL

	Party	District	HB 269	HB 387	HB 677	HB 591	CACR 1	HB 543	HB 303	HB 578	HB 548	HB 560	HB 554	HB 365	HB 684	HB 600	HB 563	HB 403	HB 402	HB 2	SB 101	SB 30	SB 179	SB 169	HB 332	HB 603	ACU Votes	Votes Cast	2015 %	2014 %	LIFETIME AVG
Abbott	D	Cheshire 1	-	-	-	-	-	-	-	-	-	+	-	-	-	-	-	-	-	-	-	-	-	-	-	-	1	24	4%	n/a	4%
Abel	D	Grafton 13	-	-	-	-	-	-	-	-	-	+	-	-	-	-	-	-	-	-	-	-	-	-	-	-	1	24	4%	n/a	4%
ABRAMI	R	Rockingham 19	+	-	-	-	-	+	+	+	+	+	+	+	+	+	+	+	+	+	+	-	+	+	+	+	18	24	75%	73%	74%
ABRAMSON	R	Rockingham 20	+	+	+	+	+	+	+	+	+	+	+	-	+	+	+	+	X	+	+	+	+	+	+	+	22	23	96%	n/a	96%
ADAMS†	R	Hillsborough 26	-	E	E	E	+	-	+	+	+	+	+	E	E	E	E	E	E	+	+	E	X	+	X	X	9	11	n/a	n/a	n/a
ALDRICH	R	Belknap 2	+	+	+	+	+	+	+	+	+	+	+	+	+	+	+	+	+	+	+	-	+	+	+	+	23	24	96%	n/a	96%
Alicea	D	Merrimack 8	-	-	-	-	-	+	-	-	-	-	-	-	X	-	-	-	-	-	-	-	-	-	-	-	1	23	4%	8%	6%
ALLEN	R	Rockingham 15	-	+	-	+	-	-	-	+	+	+	+	+	+	+	+	+	+	+	+	+	-	+	+	+	18	24	75%	75%	75%
Almy	D	Grafton 13	-	-	-	-	-	-	-	-	-	-	-	-	-	-	-	-	-	-	-	-	-	-	-	-	0	24	0%	7%	3%
Ames	D	Cheshire 9	-	-	-	-	-	-	-	-	-	-	+	-	-	-	-	-	-	-	-	-	-	-	-	-	1	24	4%	7%	5%
AMMON	R	Hillsborough 40	+	+	+	+	+	-	+	+	+	+	+	+	+	+	+	+	X	+	+	+	+	+	+	+	22	23	96%	n/a	96%
AVELLANI	R	Carroll 5	E	E	E	E	+	+	+	+	+	+	+	+	+	+	+	+	+	+	+	-	+	+	+	+	19	20	95%	n/a	95%
AZARIAN	R	Rockingham 8	-	-	-	-	-	-	+	+	+	+	+	+	+	+	+	+	X	+	E	-	+	+	+	+	15	22	68%	n/a	68%
Baber	D	Strafford 14	-	-	-	-	-	-	-	-	-	-	+	-	-	-	-	-	-	-	-	-	-	-	-	-	1	24	4%	7%	5%
Backus	D	Hillsborough 19	-	-	-	-	-	-	-	-	-	-	+	-	-	-	-	-	-	-	-	-	-	-	-	-	1	24	4%	0%	2%
BAILEY	R	Grafton 14	+	-	-	-	-	-	-	+	+	+	+	E	E	E	X	X	E	+	+	-	+	+	+	-	10	18	56%	n/a	56%
BALCOM	R	Hillsborough 14	+	-	+	-	-	-	-	+	+	+	+	+	+	+	+	+	-	+	+	-	+	+	+	+	17	24	71%	n/a	71%
BALDASARO	R	Rockingham 5	+	+	+	+	+	+	+	+	+	+	+	+	+	+	+	+	X	+	+	+	+	+	+	+	23	23	100%	92%	96%



NEW HAMPSHIRE HOUSE VOTE DETAIL

	Party	District	HB 269	HB 387	HB 677	HB 591	CACR 1	HB 543	HB 303	HB 578	HB 548	HB 560	HB 554	HB 365	HB 684	HB 600	HB 563	HB 403	HB 402	HB 2	SB 101	SB 30	SB 179	SB 169	HB 332	HB 603	ACU Votes	Votes Cast	2015 %	2014 %	LIFETIME AVG
BARNES	R	Rockingham 8	-	+	+	-	-	-	+	+	+	+	+	+	+	-	+	-	+	+	+	+	+	+	+	+	17	24	71%	n/a	71%
Baroody†	D	Hillsborough 43	X	E	E	E	E	E	E	E	E	E	E	E	E	E	E	E	E	E	E	-	-	-	X	+	1	4	n/a	n/a	n/a
BARRY	R	Hillsborough 15	-	+	+	+	-	-	-	+	+	X	+	+	+	+	+	+	-	+	+	-	X	+	+	+	16	22	73%	79%	76%
Bartlett	D	Merrimack 19	-	-	-	-	-	-	-	-	-	-	+	-	-	-	-	-	-	-	-	-	-	-	-	-	1	24	4%	7%	5%
BATES	R	Rockingham 7	+	+	+	-	+	+	+	+	+	+	+	+	+	+	+	+	+	+	+	+	-	+	+	+	22	24	92%	n/a	92%
BEAUDOIN	R	Strafford 9	+	E	E	E	+	+	+	+	+	+	+	+	+	+	+	+	+	X	E	+	+	+	+	+	19	19	100%	93%	97%
Beaulieu	D	Hillsborough 45	E	-	-	-	-	-	-	-	-	-	+	E	E	E	E	E	E	-	-	-	-	+	-	-	2	17	12%	0%	6%
BELANGER, J.	R	Hillsborough 27	-	+	+	-	-	-	+	+	+	-	+	+	+	+	+	+	+	+	+	-	+	+	+	+	18	24	75%	85%	80%
BELANGER, R.	R	Rockingham 8	E	+	-	-	-	-	-	+	+	+	+	+	+	+	+	+	E	+	+	-	+	+	+	+	16	22	73%	56%	64%
Bennett	D	Grafton 8	X	-	-	-	-	+	-	-	-	-	+	-	-	-	-	-	X	-	-	-	-	-	-	-	2	22	9%	n/a	9%
Berch	D	Cheshire 1	-	-	-	-	-	-	-	-	-	-	+	-	-	-	-	-	-	-	-	-	-	-	-	-	1	24	4%	7%	5%
Berrien	D	Rockingham 18	-	-	-	-	-	-	-	-	-	-	-	-	-	-	+	-	-	-	-	-	-	-	-	-	1	24	4%	n/a	4%
Berube	D	Strafford 18	-	E	+	-	E	E	E	E	-	+	+	-	-	-	-	+	E	-	-	X	E	-	+	-	5	16	31%	n/a	31%
BICKFORD	R	Strafford 3	+	+	-	-	-	-	+	+	-	+	+	+	+	+	+	+	-	+	+	-	+	+	X	+	15	23	65%	73%	69%
BIGGIE	R	Hillsborough 20	+	+	+	-	-	-	+	+	+	+	+	+	+	+	+	+	-	+	+	-	+	+	+	+	19	24	79%	n/a	79%
Bixby	D	Strafford 17	-	-	-	-	-	-	-	-	-	-	-	-	-	-	-	-	-	-	-	-	-	-	-	-	0	24	0%	7%	3%
BOEHM	R	Hillsborough 20	+	+	+	+	+	+	+	+	+	+	+	+	+	+	+	+	+	+	-	+	+	+	+	+	23	24	96%	93%	95%
Boorast†	D	Hillsborough 33	+	-	E	E	X	-	E	E	-	-	-	-	-	-	E	-	E	-	-	-	E	-	-	X	1	15	n/a	n/a	n/a
Borden	D	Rockingham 24	-	-	-	-	-	-	X	-	-	+	-	-	-	-	+	-	-	-	E	-	-	-	-	-	2	22	9%	7%	8%
Bordenet	D	Cheshire 5	-	-	-	-	-	-	-	-	+	-	-	+	+	+	-	-	-	-	-	-	-	-	-	X	4	23	17%	n/a	17%
Bouldin	D	Hillsborough 12	X	+	+	X	+	+	+	+	+	-	+	+	+	+	+	+	-	-	+	+	-	X	X	X	15	19	79%	n/a	79%
Bradley	D	Merrimack 18	-	-	-	-	-	-	-	-	-	-	+	+	-	-	-	-	-	-	E	-	-	-	-	-	2	23	9%	n/a	9%
BREWSTER	R	Merrimack 21	+	+	+	+	+	+	+	+	+	+	+	+	+	+	+	+	+	+	+	+	-	+	+	+	23	24	96%	n/a	96%
BRIDGE	R	Sullivan 6	+	E	E	E	+	+	+	+	+	-	+	+	+	+	+	-	+	+	+	-	+	+	+	+	18	21	86%	n/a	86%
Brown, C.	D	Grafton 12	-	-	-	-	-	-	-	-	-	-	+	-	-	-	-	-	-	-	-	E	E	X	-	-	1	21	5%	n/a	5%
BROWN, D.	R	Grafton 16	+	+	+	+	+	+	+	E	+	+	+	+	+	+	+	+	E	+	+	-	+	E	+	+	20	21	95%	n/a	95%
Brown, P.	D	Hillsborough 31	-	-	-	-	-	X	-	-	+	-	+	-	-	-	-	-	-	-	-	-	-	-	-	-	2	23	9%	7%	8%
Brown, R.†	D	Grafton 2	-	-	-	-	-	-	E	E	E	E	E	E	E	E	E	E	E	-	E	-	-	-	-	-	0	12	n/a	n/a	n/a
Buco	D	Carroll 2	-	-	-	-	-	+	-	-	-	-	+	-	-	-	-	E	-	-	-	-	-	-	-	-	2	23	9%	15%	12%
BURT	R	Hillsborough 39	+	+	+	+	+	+	+	+	+	+	+	+	+	+	+	+	+	+	+	+	+	+	+	+	24	24	100%	93%	97%
Burton	D	Strafford 6	-	-	-	-	-	-	-	-	X	-	-	-	-	-	-	-	-	-	-	-	-	X	-	X	0	21	0%	n/a	0%
BUSH†	R	Rockingham 31	+	+	+	+	+	-	E	E	E	E	E	E	E	E	E	E	E	+	+	+	+	+	+	+	12	13	n/a	n/a	n/a
Butler	D	Carroll 7	-	-	-	-	-	-	-	-	-	-	-	-	+	+	-	-	E	-	-	-	-	-	-	-	2	23	9%	14%	11%



NEW HAMPSHIRE HOUSE VOTE DETAIL

Party		District	HB 269	HB 387	HB 677	HB 591	CACR 1	HB 543	HB 303	HB 578	HB 548	HB 560	HB 554	HB 365	HB 684	HB 600	HB 563	HB 403	HB 402	HB 2	SB 101	SB 30	SB 179	SB 169	HB 332	HB 603	ACU Votes	Votes Cast	2015 %	2014 %	LIFETIME AVG				
BYRON	R	Hillsborough 20	+	+	-	+	-	-	-	+	+	+	+	+	+	+	+	+	+	+	+	-	+	+	+	+	19	24	79%	87%	83%				
Cahill	D	Rockingham 17	-	-	-	-	-	-	-	-	-	-	-	-	-	-	-	-	-	-	-	-	-	-	-	-	0	24	0%	7%	3%				
Cali-Pitts	D	Rockingham 30	-	+	-	-	-	-	-	-	-	-	-	-	-	-	-	-	X	-	-	-	-	-	-	-	1	23	4%	0%	2%				
CARDON	R	Rockingham 6	-	-	-	-	-	-	-	+	+	+	+	-	+	+	+	-	X	+	+	-	+	+	+	+	13	23	57%	n/a	57%				
Carson, C.	D	Merrimack 7	-	E	E	E	-	-	-	-	-	-	+	-	-	+	-	-	-	-	-	-	-	-	-	-	2	21	10%	7%	8%				
CHANDLER	R	Carroll 1	+	-	-	-	-	-	-	+	+	+	+	+	+	+	+	+	E	+	+	-	+	+	+	+	16	23	70%	91%	80%				
Chase, C.	D	Cheshire 8	-	-	-	-	-	+	-	-	-	-	+	-	-	-	-	-	E	-	-	-	-	X	-	-	2	22	9%	7%	8%				
CHASE, F.	R	Rockingham 20	E	-	-	-	-	-	-	+	+	+	+	E	E	E	+	+	X	+	+	-	+	+	+	+	12	19	63%	n/a	63%				
CHENEY	R	Strafford 17	+	-	+	-	+	E	+	+	+	+	+	+	+	+	+	+	X	+	+	-	+	+	+	+	19	22	86%	n/a	86%				
CHIRICHELLO	R	Rockingham 6	-	-	+	-	+	-	-	+	+	+	+	+	+	+	+	+	X	+	+	+	+	+	+	+	18	23	78%	77%	78%				
CHRISTENSEN	R	Hillsborough 16	-	-	-	-	-	-	-	-	X	+	X	+	+	+	+	X	X	+	+	-	+	+	+	+	11	20	55%	n/a	55%				
CHRISTIANSEN	R	Hillsborough 37	+	-	+	-	+	-	-	+	+	+	+	+	-	+	X	+	X	+	+	-	+	+	+	+	16	22	73%	50%	61%				
CHRISTIE, A.	R	Rockingham 37	-	-	-	-	X	-	-	+	+	+	+	+	+	+	+	+	-	+	E	-	+	+	+	+	14	22	64%	n/a	64%				
CHRISTIE, R.	R	Hillsborough 6	+	E	E	E	+	+	+	+	+	+	+	+	+	+	+	+	+	+	+	-	+	+	+	+	20	21	95%	n/a	95%				
Cilley	D	Strafford 4	-	-	-	-	-	-	-	X	+	-	+	X	-	X	+	-	X	-	-	-	-	-	-	-	-	3	20	15%	n/a	15%			
Cloutier	D	Sullivan 10	-	-	-	-	-	-	-	-	-	-	+	-	-	-	-	-	-	-	-	-	-	-	-	-	1	24	4%	7%	6%				
COFFEY	R	Hillsborough 25	E	+	+	-	+	+	E	E	E	E	E	+	+	+	+	+	+	+	+	+	+	+	+	+	17	18	94%	69%	82%				
Cohen	D	Hillsborough 30	-	-	+	-	-	-	-	+	-	-	-	-	-	+	+	-	X	-	-	-	-	-	+	+	6	23	26%	n/a	26%				
COMEAU	R	Carroll 5	+	+	+	+	+	+	+	+	+	+	+	+	+	+	+	+	+	-	+	+	+	+	+	+	23	24	96%	n/a	96%				
COMTOIS†	R	Belknap 7	+	+	+	+	X	E	+	X	+	+	+	E	E	E	E	E	E	E	E	X	E	X	+	-	9	10	n/a	93%	n/a				
Converse	D	Sullivan 4	-	+	-	-	-	-	-	-	-	-	+	-	-	-	-	-	-	-	-	-	-	-	-	-	2	24	8%	n/a	8%				
COOK	R	Rockingham 11	+	+	+	-	+	+	+	E	+	+	+	+	+	+	+	+	E	+	+	-	+	+	+	+	20	22	91%	n/a	91%				
Cooney	D	Grafton 8	-	-	-	-	-	-	-	-	-	-	+	-	-	+	-	-	-	-	-	-	-	-	-	-	2	24	8%	7%	8%				
CORDELLI	R	Carroll 4	+	+	+	+	+	+	+	+	+	+	+	+	+	+	+	+	+	+	+	-	+	+	+	+	23	24	96%	91%	93%				
Cornell	D	Hillsborough 18	-	-	-	-	-	-	-	-	-	-	-	-	-	-	-	-	-	-	-	-	-	-	-	-	0	24	0%	n/a	0%				
Cote	D	Hillsborough 31	-	-	-	-	E	E	-	-	-	-	+	-	-	-	-	-	-	-	E	-	-	-	-	-	1	21	5%	8%	6%				
CRAWFORD†	R	Carroll 4	E	-	-	-	-	-	-	E	+	-	+	E	E	E	E	E	E	+	+	-	E	+	+	+	7	15	n/a	67%	n/a				
Cushing	D	Rockingham 21	-	+	-	-	-	-	-	-	-	-	+	-	-	-	-	-	-	-	-	-	-	-	-	-	2	24	8%	7%	8%				
DANIELSON	R	Hillsborough 7	+	-	+	-	-	-	-	+	+	+	+	+	+	+	E	+	-	+	+	-	+	+	+	+	16	23	70%	73%	71%				
DARROW	R	Grafton 17	-	-	-	+	+	+	+	+	+	+	+	+	+	+	+	-	-	+	+	-	+	+	+	+	18	24	75%	n/a	75%				
DEAN-BAILEY†	R	Rockingham 32	X	X	X	X	X	X	X	X	X	X	X	X	X	X	X	X	X	X	X	X	+	+	+	+	4	4	n/a	n/a	n/a				
DeLEMUS†	R	Strafford 11	+	+	+	+	E	E	E	E	E	E	E	E	E	E	E	E	E	E	E	E	E	E	+	+	6	6	n/a	n/a	n/a				
Deloge	D	Merrimack 16	-	+	-	-	-	-	-	-	+	-	+	-	-	-	-	-	-	-	-	E	-	-	-	-	3	23	13%	n/a	13%				



NEW HAMPSHIRE HOUSE VOTE DETAIL

	Party	District	HB 269	HB 387	HB 677	HB 591	CACR 1	HB 543	HB 303	HB 578	HB 548	HB 560	HB 554	HB 365	HB 684	HB 600	HB 563	HB 403	HB 402	HB 2	SB 101	SB 30	SB 179	SB 169	HB 332	HB 603	ACU Votes	Votes Cast	2015 %	2014 %	LIFETIME AVG
DeSIMONE	R	Rockingham 14	E	+	+	X	-	-	-	+	+	+	+	+	+	+	+	+	-	+	E	-	+	+	+	+	16	21	76%	70%	73%
DEVINE	R	Rockingham 4	-	-	-	-	-	-	-	+	+	+	+	+	+	+	+	+	-	+	+	-	+	+	+	+	15	24	63%	71%	67%
DiFranco	D	Rockingham 27	-	-	-	-	-	-	-	-	-	-	-	-	-	-	+	-	-	-	-	E	-	-	-	-	1	23	4%	n/a	4%
DiSesa	D	Strafford 16	-	-	-	-	-	-	-	-	-	-	-	-	-	-	-	-	-	-	-	-	-	-	-	-	0	24	0%	n/a	0%
DiSilvestro	D	Hillsborough 9	-	-	-	-	-	-	-	-	-	-	+	-	-	-	-	-	-	-	-	E	-	-	-	+	2	23	9%	7%	8%
Doherty	D	Merrimack 20	-	-	-	-	-	-	-	-	-	-	+	-	-	-	-	-	-	-	-	-	-	-	-	-	1	24	4%	n/a	4%
DONOVAN	R	Hillsborough 2	+	X	+	X	+	+	-	+	+	+	+	+	+	+	+	+	X	+	+	-	+	+	+	+	19	21	90%	n/a	90%
DOUCETTE	R	Rockingham 8	-	-	-	-	-	-	-	X	+	+	+	+	+	+	+	X	-	-	+	-	E	+	+	+	11	21	52%	n/a	52%
DUARTE	R	Rockingham 2	+	+	+	+	+	-	+	+	+	+	+	+	+	+	+	+	X	+	+	-	+	+	+	+	21	23	91%	92%	92%
DUMAIS	R	Belknap 2	X	X	+	+	+	X	+	+	+	+	+	+	+	+	+	+	X	+	+	-	+	+	+	+	19	20	95%	n/a	95%
EASTMAN	R	Hillsborough 28	+	+	+	X	+	+	+	+	+	+	+	+	+	+	+	+	+	+	+	+	+	+	+	+	23	23	100%	n/a	100%
Eaton	D	Cheshire 3	-	-	-	-	-	-	-	-	-	-	+	E	-	-	-	-	E	-	-	E	-	-	-	-	1	21	5%	7%	6%
Ebel	D	Merrimack 5	-	-	-	-	-	-	-	-	-	-	+	-	-	+	-	-	-	-	-	-	-	+	-	E	3	23	13%	13%	13%
EDELBLUT	R	Hillsborough 38	+	+	-	-	+	+	+	+	+	+	+	E	E	E	+	E	E	+	+	-	+	+	+	+	16	19	84%	n/a	84%
Edwards	D	Hillsborough 11	+	+	-	-	+	X	-	+	+	-	+	X	-	+	+	+	-	-	+	-	-	X	+	+	12	21	57%	n/a	57%
ELLIOTT	R	Rockingham 8	+	-	-	-	-	+	+	+	+	+	+	+	+	+	+	-	E	+	+	-	E	+	X	+	15	21	71%	50%	61%
EMERICK	R	Rockingham 21	+	+	+	+	+	+	+	+	+	+	+	+	+	+	+	+	+	+	+	-	+	+	+	+	23	24	96%	93%	95%
EMERSON	R	Cheshire 11	-	-	-	-	-	-	-	+	-	+	+	+	X	+	+	+	-	+	+	-	+	X	+	+	12	22	55%	n/a	55%
ESTEVEZ	R	Hillsborough 37	-	+	+	+	+	+	+	+	+	+	+	-	X	+	+	+	E	+	+	+	+	+	+	+	20	22	91%	n/a	91%
FERRANTE	R	Rockingham 6	+	-	-	-	-	-	-	E	+	+	+	+	+	+	+	+	-	+	+	-	+	+	+	+	15	23	65%	80%	73%
FERREIRA	R	Hillsborough 28	+	+	+	+	+	-	+	+	+	+	+	+	+	+	+	+	+	+	+	+	+	+	+	+	23	24	96%	n/a	96%
FESH	R	Rockingham 6	-	+	+	-	+	-	+	+	+	+	+	+	+	+	+	-	-	+	+	-	+	+	+	+	18	24	75%	75%	75%
FIELDS	R	Belknap 4	-	-	-	-	-	-	-	+	+	+	+	+	+	+	+	+	-	+	+	-	+	+	+	+	15	24	63%	73%	68%
FISHER†	R	Belknap 9	+	+	-	+	E	E	+	+	+	X	+	E	E	E	E	E	E	+	X	+	+	X	+	+	12	13	n/a	n/a	n/a
FLANAGAN†	R	Hillsborough 26	-	-	-	-	-	-	E	E	E	E	E	E	E	E	E	E	E	+	+	-	+	+	+	+	6	13	n/a	78%	n/a
FLANDERS†	R	Belknap 3	-	-	-	-	E	E	E	E	E	E	E	+	+	+	E	E	+	E	E	E	E	E	+	+	6	10	n/a	82%	n/a
Ford	D	Grafton 3	-	-	-	-	-	-	-	-	-	-	+	-	-	-	-	-	-	-	-	-	-	-	-	-	1	24	4%	7%	5%
Forest	D	Hillsborough 18	-	-	-	-	E	E	-	-	+	-	+	+	-	+	+	-	X	-	-	-	-	-	-	-	5	21	24%	n/a	24%
FOTHERGILL	R	Coos 1	+	+	+	-	-	-	X	+	-	+	+	+	+	+	+	+	-	+	+	-	+	+	+	X	16	22	73%	n/a	73%
Francese	D	Rockingham 18	-	+	-	-	-	-	-	-	-	-	-	-	-	-	-	-	-	-	E	E	-	-	-	-	1	22	5%	n/a	5%
FRASER	R	Belknap 1	+	+	-	-	+	+	-	+	+	+	+	+	+	+	+	+	+	+	+	-	+	+	+	+	20	24	83%	n/a	83%
Frazer	D	Merrimack 13	-	-	-	-	-	-	-	-	-	-	-	-	-	-	-	-	-	-	-	-	-	-	-	-	0	24	0%	8%	4%
Freitas	D	Hillsborough 14	-	-	-	-	-	-	-	-	-	-	+	-	-	-	+	-	-	-	-	-	-	-	-	-	2	24	8%	n/a	8%



NEW HAMPSHIRE HOUSE VOTE DETAIL

	Party	District	HB 269	HB 387	HB 677	HB 591	CACR 1	HB 543	HB 303	HB 578	HB 548	HB 560	HB 554	HB 365	HB 684	HB 600	HB 563	HB 403	HB 402	HB 2	SB 101	SB 30	SB 179	SB 169	HB 332	HB 603	ACU Votes	Votes Cast	2015 %	2014 %	LIFETIME AVG
French, B.	D	Merrimack 6	-	-	-	-	-	-	-	E	-	-	-	-	-	-	-	-	-	-	-	-	-	-	-	-	0	23	0%	7%	3%
FRENCH, H.	R	Merrimack 2	+	+	+	+	+	+	+	+	+	+	+	+	+	+	+	+	+	+	+	-	+	-	+	X	21	23	91%	n/a	91%
FRIEL†	R	Rockingham 14	-	E	E	E	+	-	+	+	+	+	+	E	E	E	E	E	E	E	+	E	+	E	+	+	10	12	n/a	n/a	n/a
Froburg	D	Coos 3	-	E	E	E	-	-	-	-	-	-	-	E	E	E	-	-	E	-	E	-	-	-	-	-	0	16	0%	n/a	0%
FROMUTH	R	Hillsborough 7	E	+	+	+	+	+	+	+	+	+	+	+	+	+	-	+	+	-	+	+	+	+	+	+	21	23	91%	n/a	91%
GAGNE	R	Hillsborough 13	+	-	+	-	-	-	+	+	+	+	+	+	+	+	+	+	-	+	+	-	+	+	+	+	18	24	75%	93%	84%
Gagnon	D	Sullivan 5	-	-	-	-	-	-	-	+	-	+	+	-	-	-	-	+	-	-	-	-	-	-	-	-	4	24	17%	0%	8%
GALLAGHER	R	Belknap 4	+	+	+	+	+	-	-	+	+	+	+	+	+	+	+	+	+	+	E	-	+	+	+	+	20	23	87%	n/a	87%
GANNON	R	Rockingham 4	+	+	+	+	+	+	+	+	+	+	+	+	+	+	+	+	+	+	+	+	+	+	+	+	24	24	100%	n/a	100%
Gardner†	D	Strafford 15	-	X	X	X	X	X	X	X	-	X	+	-	-	+	+	-	-	-	-	-	E	E	-	-	3	14	n/a	9%	n/a
GARGASZ†	R	Hillsborough 27	-	-	-	X	-	-	-	X	+	X	-	+	+	X	+	X	E	+	X	E	+	+	X	+	8	15	n/a	21%	n/a
Gidge	D	Hillsborough 33	-	-	-	-	E	E	-	-	-	-	+	-	-	-	+	-	-	-	-	-	-	-	-	-	2	22	9%	14%	12%
Gile	D	Merrimack 27	-	-	-	-	-	-	-	-	-	-	-	-	-	-	-	-	X	-	-	-	-	-	E	E	0	21	0%	8%	4%
GIONET	R	Grafton 5	+	+	-	-	-	-	-	+	+	-	+	+	+	+	+	+	+	+	+	-	+	+	+	+	17	24	71%	79%	75%
Goley	D	Hillsborough 8	-	-	-	-	-	-	-	-	-	-	-	-	-	-	-	-	-	-	-	E	-	-	-	-	0	23	0%	7%	3%
GONZALEZ	R	Hillsborough 45	+	-	+	+	X	-	+	+	+	+	+	-	-	+	+	+	E	+	+	-	+	+	+	+	17	22	77%	n/a	77%
Gordon, P.	D	Rockingham 29	-	-	-	-	-	-	-	-	-	-	-	-	-	-	-	-	-	-	-	-	-	-	E	E	0	22	0%	n/a	0%
GORDON, R.	R	Rockingham 35	+	+	+	+	+	-	+	+	+	+	+	+	+	+	+	+	+	+	+	-	+	-	+	+	21	24	88%	93%	90%
Gorman	D	Hillsborough 31	-	-	-	-	-	-	-	-	-	-	+	-	-	-	-	-	-	-	-	-	-	-	-	-	1	24	4%	15%	10%
Gottling	D	Sullivan 2	-	-	-	-	-	-	E	+	-	-	+	-	-	-	-	-	-	-	-	-	-	-	-	-	2	23	9%	0%	4%
GOULD	R	Hillsborough 7	+	+	+	-	+	-	+	+	+	+	+	+	+	+	+	+	+	+	+	-	+	+	+	+	21	24	88%	n/a	88%
GOULETTE	R	Hillsborough 21	+	+	+	+	+	+	+	E	+	+	+	+	-	+	+	+	+	+	E	+	+	-	+	+	20	22	91%	n/a	91%
GRAY	R	Strafford 8	+	-	+	-	-	-	-	+	+	+	+	+	+	+	+	+	-	+	+	-	E	+	+	+	16	23	70%	75%	72%
GREEN†	R	Rockingham 13	X	X	X	X	X	X	X	X	X	X	X	X	X	X	X	X	X	X	X	-	+	+	+	+	4	5	n/a	n/a	n/a
GRENIER	R	Sullivan 7	-	-	-	-	-	-	-	+	+	+	+	+	+	+	+	-	E	+	-	-	+	+	+	-	12	23	52%	40%	46%
GRIFFIN, B.	R	Hillsborough 6	-	+	+	-	+	-	-	-	+	+	+	+	+	+	+	+	X	+	+	E	E	+	+	+	16	21	76%	n/a	76%
GRIFFIN, M.	R	Rockingham 7	+	+	-	+	-	-	+	+	+	+	+	+	+	+	+	+	-	+	+	-	+	+	+	+	19	24	79%	87%	83%
GROEN	R	Strafford 10	+	+	+	+	+	+	+	+	+	+	+	+	+	+	+	+	X	+	+	+	+	+	+	+	23	23	100%	100%	100%
Guerette	D	Hillsborough 33	-	+	-	-	E	E	-	-	+	-	+	X	-	+	+	-	-	-	-	-	-	-	-	-	5	21	24%	n/a	24%
GUTHRIE	R	Rockingham 13	-	E	E	E	-	-	-	+	+	+	+	+	+	+	+	+	X	-	+	-	+	+	+	+	14	20	70%	n/a	70%
HAEFNER	R	Hillsborough 37	-	-	-	-	-	-	-	+	+	+	+	+	+	+	+	+	-	+	X	-	+	+	+	+	14	23	61%	75%	68%
HAGAN	R	Rockingham 4	+	-	X	-	-	-	X	X	+	+	+	+	+	+	+	+	-	+	+	-	+	E	+	+	14	20	70%	n/a	70%



NEW HAMPSHIRE HOUSE VOTE DETAIL

	Party	District	HB 269	HB 387	HB 677	HB 591	CACR 1	HB 543	HB 303	HB 578	HB 548	HB 560	HB 554	HB 365	HB 684	HB 600	HB 563	HB 403	HB 402	HB 2	SB 101	SB 30	SB 179	SB 169	HB 332	HB 603	ACU Votes	Votes Cast	2015 %	2014 %	LIFETIME AVG
HALSTEAD	R	Hillsborough 22	+	+	+	+	+	-	+	+	+	+	+	+	+	+	+	+	-	+	E	+	+	E	+	+	20	22	91%	n/a	91%
HANNON	R	Strafford 25	+	+	+	+	+	+	+	+	+	+	+	+	+	+	+	+	X	+	+	+	+	+	+	+	23	23	100%	8%	54%
Hansberry†	D	Hillsborough 35	-	E	E	E	X	-	-	-	-	X	+	-	-	-	X	+	X	-	-	-	E	-	-	X	2	15	n/a	8%	n/a
HANSEN	R	Hillsborough 20	-	+	-	-	-	+	+	+	+	+	+	+	+	+	+	+	+	+	+	+	+	+	+	+	20	24	83%	93%	88%
HARRIS	R	Rockingham 9	+	+	+	+	+	+	+	+	+	+	+	+	+	+	+	+	+	+	+	+	+	+	+	+	24	24	100%	87%	93%
Harvey	D	Hillsborough 29	-	-	-	-	-	-	-	-	-	-	-	-	-	-	+	-	-	-	-	-	-	-	E	E	1	22	5%	n/a	5%
Hatch	D	Coos 6	-	X	X	X	X	-	-	-	-	-	+	-	-	-	E	E	E	-	-	-	-	-	-	-	1	17	6%	8%	7%
Heath	D	Hillsborough 14	-	E	E	E	-	-	-	-	-	-	+	-	-	-	+	-	-	-	-	-	-	-	-	-	2	21	10%	7%	8%
Heffron	D	Rockingham 18	-	-	-	-	-	-	-	-	-	-	+	-	-	-	-	-	-	-	-	-	-	-	-	-	1	24	4%	0%	2%
Henle	D	Merrimack 12	-	-	-	-	-	-	-	-	-	-	-	-	-	-	-	-	-	-	-	-	-	-	-	-	0	24	0%	7%	4%
HENNESSEY, E.	R	Grafton 1	+	+	-	-	+	-	+	+	+	+	-	+	+	+	+	-	E	+	+	-	+	+	+	+	17	23	74%	n/a	74%
Hennessey, M.	D	Grafton 12	-	-	-	-	-	-	-	X	-	-	-	-	-	-	-	-	E	-	-	E	-	E	-	-	0	20	0%	n/a	0%
Herbert	D	Hillsborough 43	-	-	-	-	-	-	X	X	-	+	-	-	-	-	-	-	X	-	-	-	X	-	+	-	2	20	10%	n/a	10%
HESS	R	Merrimack 24	E	X	X	X	-	-	-	E	+	-	+	+	+	+	+	-	E	+	+	-	+	+	+	X	11	17	65%	77%	71%
Higgins	D	Grafton 12	-	-	-	-	-	-	-	-	-	-	-	-	-	-	-	-	-	-	-	E	-	-	-	-	0	23	0%	7%	3%
HILL	R	Merrimack 3	+	+	+	+	+	+	+	+	+	+	+	+	+	+	+	+	X	+	+	-	+	+	+	+	22	23	96%	n/a	96%
HINCH	R	Hillsborough 17	-	-	+	-	+	-	-	+	+	+	+	+	+	+	+	+	-	+	+	-	+	+	+	+	17	24	71%	88%	79%
Hirsch	D	Merrimack 6	-	-	-	-	-	-	-	E	-	-	+	-	-	-	-	-	-	-	-	-	E	+	-	-	2	22	9%	11%	10%
HODGDON	R	Rockingham 1	+	-	+	+	+	+	+	+	+	+	+	+	+	+	+	+	-	+	+	-	+	+	+	+	21	24	88%	88%	88%
HOELL	R	Merrimack 23	+	+	+	+	+	+	+	+	+	+	+	+	+	+	+	E	E	X	+	+	E	-	+	+	19	20	95%	92%	93%
HOELZEL	R	Rockingham 3	-	-	+	-	-	-	-	+	+	+	+	+	+	+	+	+	-	+	+	-	+	+	+	+	16	24	67%	75%	71%
HOGAN	R	Hillsborough 34	+	+	+	+	+	+	+	+	+	+	+	+	+	+	+	+	+	+	+	-	+	+	+	+	23	24	96%	n/a	96%
HOPPER	R	Hillsborough 2	-	+	+	+	+	+	E	E	+	+	+	-	+	+	+	+	-	+	+	+	+	+	+	+	19	22	86%	n/a	86%
HORN	R	Merrimack 2	-	-	+	+	+	+	+	+	+	+	+	-	+	+	+	-	-	+	+	-	+	+	+	+	18	24	75%	n/a	75%
Horrigan	D	Strafford 6	-	-	-	-	-	-	-	-	-	-	-	-	-	-	-	-	-	-	-	-	-	-	-	-	0	24	0%	20%	10%
HOWARD	R	Belknap 8	+	+	+	+	+	+	+	+	+	+	+	+	+	+	+	+	+	+	+	+	+	+	+	X	23	23	100%	n/a	100%
HULL	R	Grafton 9	+	+	+	+	E	E	+	+	+	+	+	+	+	+	+	+	+	+	+	+	-	+	+	+	21	22	95%	n/a	95%
HUNT	R	Cheshire 11	+	-	-	X	-	-	X	+	+	-	+	+	+	+	+	+	X	+	+	-	+	+	+	+	15	21	71%	78%	75%
HURT	R	Belknap 2	E	-	+	-	-	-	-	+	+	+	-	+	+	+	+	+	+	-	+	E	+	+	+	+	15	22	68%	n/a	68%
INFANTINE	R	Hillsborough 13	X	X	X	X	-	-	+	+	+	+	+	+	+	+	+	X	-	+	+	-	+	+	+	X	14	18	78%	70%	74%
INGBRETSON	R	Grafton 15	+	+	+	+	+	+	-	+	+	+	+	+	+	+	+	+	X	+	+	-	+	+	+	+	21	23	91%	n/a	91%
INTRONE	R	Rockingham 5	+	-	+	-	-	-	+	+	+	+	+	+	+	+	+	+	+	+	E	-	+	+	+	+	18	23	78%	n/a	78%



NEW HAMPSHIRE HOUSE VOTE DETAIL

			2015																											2014		LIFETIME	
Party District			HB 269	HB 387	HB 677	HB 591	CACR 1	HB 543	HB 303	HB 578	HB 548	HB 560	HB 554	HB 365	HB 684	HB 600	HB 563	HB 403	HB 402	HB 2	SB 101	SB 30	SB 179	SB 169	HB 332	HB 603	ACU Votes	Votes Cast	2015 %	2014 %	LIFETIME AVG		
Irwin	D	Sullivan 9	X	-	E	-	E	-	-	-	-	-	+	-	-	-	E	E	-	-	-	-	-	-	-	-	1	19	5%	8%	7%		
ITSE	R	Rockingham 10	+	+	+	+	+	+	+	+	+	+	+	+	+	+	+	+	X	+	+	+	+	+	+	+	23	23	100%	92%	96%		
Jack	D	Hillsborough 36	-	-	-	-	-	-	-	-	-	-	+	-	-	-	+	-	-	-	-	-	-	-	-	-	2	24	8%	7%	8%		
JASPER†	R	Hillsborough 37	X	X	X	X	X	X	X	X	X	X	X	X	E	X	E	E	X	X	X	X	X	X	X	X	0	0	n/a	79%	n/a		
Jeudy†	D	Hillsborough 10	-	-	-	-	-	-	E	E	E	E	E	E	E	E	E	E	E	-	-	-	-	+	-	X	1	12	n/a	0%	n/a		
Johnsen†	D	Cheshire 7	E	E	E	E	E	E	E	E	E	E	E	E	E	E	E	E	E	E	-	-	-	-	-	-	0	6	n/a	10%	n/a		
JOHNSON	R	Grafton 7	+	+	+	+	+	+	+	+	+	+	+	+	+	+	+	+	+	+	+	+	+	+	+	+	24	24	100%	58%	79%		
JONES	R	Strafford 24	+	+	+	X	+	-	+	+	+	+	+	+	X	+	+	+	X	+	+	-	+	+	+	+	19	21	90%	100%	95%		
KACZYNSKI	R	Strafford 22	+	+	+	+	+	+	+	+	+	+	+	+	+	+	+	+	+	+	+	+	+	+	+	+	24	24	100%	n/a	100%		
Kaen	D	Strafford 5	+	-	-	-	-	-	-	-	-	-	+	-	-	+	-	-	-	-	-	X	-	-	-	-	3	23	13%	7%	10%		
KAPPLER	R	Rockingham 3	+	+	+	+	+	+	+	+	+	+	+	+	+	+	+	+	+	+	+	+	+	+	+	+	24	24	100%	93%	97%		
Karrick	D	Merrimack 25	+	-	-	-	-	-	-	-	+	-	+	-	-	-	-	-	-	-	-	-	-	-	-	-	3	24	13%	0%	6%		
KATSAKIORES	R	Rockingham 6	-	-	+	-	-	-	+	+	+	+	+	E	E	E	E	E	E	+	E	-	+	+	+	+	11	17	65%	n/a	65%		
Katsiantonis†	D	Hillsborough 15	+	X	X	X	E	E	E	E	+	E	+	X	X	X	X	X	X	X	-	X	-	X	X	X	X	3	5	n/a	n/a	n/a	
KELLOGG	R	Rockingham 14	+	+	+	+	+	+	+	+	+	+	+	+	+	+	+	+	+	+	+	+	+	+	+	+	24	24	100%	n/a	100%		
Kenison	D	Merrimack 15	-	-	-	-	-	-	-	-	-	-	-	+	-	-	-	-	X	-	-	-	-	-	-	-	1	23	4%	n/a	4%		
KIDDER	R	Merrimack 5	-	-	-	-	-	-	-	+	+	-	+	+	-	+	+	-	X	+	+	-	+	+	-	X	10	22	45%	31%	38%		
KNOWLES	R	Strafford 12	+	+	+	+	+	+	+	+	+	+	+	+	+	+	+	+	+	+	+	-	+	+	+	+	23	24	96%	n/a	96%		
KOLODZIEJ	R	Rockingham 7	+	+	+	-	E	E	-	+	+	+	+	+	+	+	+	+	X	+	+	+	+	E	+	+	18	20	90%	75%	83%		
KOTOWSKI	R	Merrimack 24	-	-	-	-	-	-	+	+	+	+	+	+	+	+	+	-	-	+	+	-	E	+	+	+	14	23	61%	87%	74%		
KUCH	R	Merrimack 23	+	+	+	-	+	+	+	+	+	+	+	+	+	+	+	+	+	+	+	-	+	+	+	+	22	24	92%	64%	78%		
KURK	R	Hillsborough 2	-	-	-	-	X	-	-	+	+	-	+	+	+	+	+	E	-	+	+	-	+	+	+	+	13	22	59%	n/a	59%		
LACHANCE	R	Hillsborough 8	+	+	+	+	+	+	+	+	+	+	+	+	+	+	+	+	+	-	+	+	+	+	+	+	23	24	96%	n/a	96%		
LADD	R	Grafton 4	-	-	-	-	-	-	+	+	+	+	+	+	+	+	+	+	-	+	+	-	+	+	+	+	16	24	67%	71%	69%		
LAWARE	R	Sullivan 8	+	-	+	+	-	+	-	+	+	+	+	-	-	-	+	+	-	+	+	-	+	+	+	+	16	24	67%	n/a	67%		
LeBRECHE	R	Belknap 6	E	+	-	-	+	-	-	+	+	+	+	E	E	E	+	+	E	+	E	+	E	+	+	+	13	17	76%	n/a	76%		
LeBRUN	R	Hillsborough 32	+	-	+	+	+	-	-	+	+	+	+	+	+	+	+	+	-	+	+	+	+	+	+	+	20	24	83%	93%	88%		
LEEMAN	R	Strafford 23	+	+	+	+	+	-	-	+	+	+	+	+	+	+	+	+	+	+	+	-	+	+	+	+	21	24	88%	n/a	88%		
Leishman	D	Hillsborough 23	-	-	-	-	-	X	-	-	-	-	+	-	-	-	-	-	-	-	X	-	-	E	-	-	1	21	5%	20%	12%		
Ley	D	Cheshire 9	-	-	-	-	-	-	-	-	-	-	+	E	E	E	E	E	E	-	-	-	-	-	-	-	1	18	6%	8%	7%		
LONG, D.	R	Merrimack 4	+	+	-	-	E	E	E	E	+	+	+	+	+	+	+	-	X	+	E	-	+	+	-	+	13	18	72%	n/a	72%		



NEW HAMPSHIRE HOUSE VOTE DETAIL

	Party	District	HB 269	HB 387	HB 677	HB 591	CACR 1	HB 543	HB 303	HB 578	HB 548	HB 560	HB 554	HB 365	HB 684	HB 600	HB 563	HB 403	HB 402	HB 2	SB 101	SB 30	SB 179	SB 169	HB 332	HB 603	ACU Votes	Votes Cast	2015 %	2014 %	LIFETIME AVG
Long, P.	D	Hillsborough 10	-	-	-	-	-	-	-	-	-	-	-	-	-	-	-	X	-	-	-	-	X	-	-	-	0	22	0%	7%	3%
Lovejoy	D	Rockingham 36	-	-	-	-	-	-	-	-	-	-	+	-	-	-	-	-	-	-	-	-	-	-	-	-	1	24	4%	7%	5%
LUNDGREN†	R	Rockingham 5	-	E	E	E	+	E	E	E	E	E	E	+	+	+	+	+	E	+	+	-	+	+	+	X	11	13	n/a	n/a	n/a
Luneau	I	Merrimack 10	-	-	E	-	-	-	E	E	E	E	E	-	-	-	-	-	-	-	-	-	-	-	-	-	0	18	0%	n/a	0%
LUTHER	R	Belknap 3	+	+	+	-	+	-	+	+	+	+	+	+	+	+	+	+	X	+	+	-	+	+	+	+	20	23	87%	93%	90%
MacKay	D	Merrimack 14	-	-	-	-	-	-	-	-	-	-	+	-	-	-	-	-	-	-	-	-	-	-	-	-	1	24	4%	7%	6%
Maes	D	Grafton 6	-	-	-	-	-	-	-	-	-	-	+	-	-	-	-	-	-	-	-	-	-	-	-	-	1	24	4%	n/a	4%
MAJOR	R	Rockingham 14	-	-	-	-	-	+	-	+	+	+	+	+	+	+	+	+	-	+	+	E	+	+	+	+	16	23	70%	69%	69%
Mangipudi	D	Hillsborough 35	-	-	-	-	-	-	-	-	-	-	-	-	-	-	+	-	-	-	-	-	-	-	-	-	1	24	4%	13%	9%
Manley	D	Hillsborough 3	+	-	-	-	-	-	-	-	-	-	+	-	-	-	-	-	-	-	-	-	-	-	-	-	2	24	8%	7%	8%
Mann†	D	Cheshire 2	-	X	-	-	E	E	E	E	E	E	E	X	X	X	X	X	X	-	-	E	-	-	-	-	0	9	n/a	7%	n/a
MANNING†	R	Rockingham 8	X	X	X	-	E	E	-	+	+	+	+	X	X	X	+	X	X	-	+	-	+	+	+	X	9	13	n/a	n/a	n/a
MARPLE	R	Merrimack 24	+	+	-	+	-	+	-	+	+	+	+	+	+	+	+	+	X	+	+	+	+	+	+	+	20	23	87%	n/a	87%
MARSTON	R	Hillsborough 19	+	+	+	-	+	+	+	+	+	+	+	+	+	+	+	+	+	+	+	+	E	-	+	+	21	23	91%	90%	91%
MARTEL†	R	Hillsborough 44	E	X	+	X	X	X	+	X	+	+	+	+	+	+	+	X	X	-	+	-	X	+	X	X	11	13	n/a	100%	n/a
MARTIN	R	Merrimack 23	E	+	+	+	+	+	+	+	+	+	+	+	+	+	+	+	+	+	+	-	+	+	+	+	22	23	96%	n/a	96%
Massimilla	D	Grafton 1	-	E	E	E	-	+	-	-	+	-	-	+	-	+	+	-	-	-	-	-	-	-	-	-	5	21	24%	8%	16%
MATTHEWS	R	Rockingham 3	+	-	-	-	-	-	-	-	+	+	+	+	+	+	+	+	-	+	+	-	+	+	+	+	15	24	63%	n/a	63%
McBeath	D	Rockingham 26	-	-	-	-	-	-	-	X	-	-	-	-	-	-	-	-	-	-	-	-	-	-	-	-	0	23	0%	n/a	0%
McCARHY, F.	R	Carroll 2	+	+	+	+	E	E	+	+	+	+	+	-	+	+	+	+	+	+	+	-	+	+	+	+	20	22	91%	n/a	91%
McCARHY, P.	R	Hillsborough 29	X	-	+	+	-	E	-	+	+	+	+	+	+	+	+	+	-	+	+	-	+	+	+	+	17	22	77%	91%	84%
McCLARREN	R	Hillsborough 29	E	+	-	+	+	+	-	X	+	+	+	+	+	+	+	+	+	+	E	-	+	+	+	+	18	21	86%	n/a	86%
McCONKEY	R	Carroll 3	+	-	-	-	-	-	-	+	+	+	+	+	+	+	+	+	+	+	+	-	+	+	E	+	16	23	70%	86%	78%
McCONNELL	R	Cheshire 12	+	+	+	+	+	+	+	+	+	+	+	+	+	+	+	+	+	+	+	+	+	+	+	+	24	24	100%	n/a	100%
McGUIRE, C.	R	Merrimack 29	+	+	+	+	+	-	+	+	+	+	+	+	+	+	+	+	+	+	+	+	+	+	+	+	23	24	96%	93%	95%
McGUIRE, D.	R	Merrimack 21	+	+	+	+	+	+	+	+	+	+	+	+	+	+	+	+	+	X	+	+	+	E	+	+	22	22	100%	93%	97%
McKINNEY	R	Rockingham 5	-	+	-	-	-	-	-	+	+	-	+	+	+	+	+	+	X	+	+	-	+	+	+	+	15	23	65%	80%	73%
McLEAN	R	Hillsborough 15	-	+	+	+	+	+	-	+	+	+	+	+	+	+	+	+	+	-	+	-	+	+	+	+	20	24	83%	n/a	83%
McMAHON	R	Rockingham 7	-	-	-	-	-	E	-	+	X	+	X	+	+	+	X	+	X	+	+	-	+	+	+	E	11	18	61%	77%	69%
McNamara	D	Hillsborough 38	-	-	-	-	-	E	-	-	-	-	+	X	-	E	-	-	E	-	-	-	E	-	-	-	1	19	5%	0%	3%
MILZ	R	Rockingham 6	E	X	-	X	E	E	-	+	+	+	+	+	+	+	+	+	-	+	+	E	+	+	+	+	15	18	83%	79%	81%
Moffett	D	Merrimack 9	-	-	-	-	-	-	-	-	-	-	-	E	E	E	E	E	E	-	-	-	-	+	-	-	1	18	6%	0%	3%
Moody†	D	Rockingham 17	-	-	-	-	E	E	E	E	E	E	E	E	E	E	E	E	E	-	-	-	-	-	-	-	0	11	n/a	7%	n/a



NEW HAMPSHIRE HOUSE VOTE DETAIL

	Party	District	HB 269	HB 387	HB 677	HB 591	CACR 1	HB 543	HB 303	HB 578	HB 548	HB 560	HB 554	HB 365	HB 684	HB 600	HB 563	HB 403	HB 402	HB 2	SB 101	SB 30	SB 179	SB 169	HB 332	HB 603	ACU Votes	Votes Cast	2015 %	2014 %	LIFETIME AVG
MOORE	R	Hillsborough 18	+	+	+	+	+	+	+	+	+	+	+	+	+	+	+	+	X	+	+	+	E	+	+	+	22	22	100%	n/a	100%
Moynihan	D	Coos 2	-	-	-	-	-	-	-	-	-	-	+	-	-	-	-	-	-	X	-	-	-	-	-	-	1	23	4%	7%	6%
MULLEN	R	Strafford 1	+	-	-	+	-	-	-	+	+	+	+	+	+	+	+	+	-	+	+	-	+	+	+	-	16	24	67%	80%	73%
MUROTAKI	R	Hillsborough 32	+	+	+	+	+	-	+	+	+	+	+	+	-	+	E	+	E	+	+	-	E	E	+	+	17	20	85%	75%	80%
MURPHY	R	Hillsborough 7	+	+	+	+	+	+	+	+	+	+	E	+	+	+	+	+	+	+	+	+	+	+	+	+	23	23	100%	93%	96%
Myler	D	Merrimack 10	-	-	-	-	-	-	-	-	-	-	+	-	-	-	-	-	-	-	E	-	-	-	-	-	1	23	4%	8%	6%
NELSON	R	Carroll 5	-	-	+	-	+	-	+	+	+	+	-	+	+	+	+	+	+	+	E	-	+	+	+	E	16	22	73%	79%	76%
NIGRELLO	R	Rockingham 16	-	-	-	-	-	-	+	+	+	+	+	+	+	+	+	+	E	+	+	E	+	+	+	+	16	22	73%	60%	66%
Nordgren	D	Grafton 12	E	-	-	-	-	-	-	-	-	-	+	-	-	-	-	-	-	-	-	-	-	-	-	-	1	23	4%	7%	6%
NOTTER	R	Hillsborough 19	+	E	+	+	+	+	+	+	+	+	+	+	+	+	+	+	+	+	+	-	+	E	+	X	20	21	95%	92%	94%
OBER, L.	R	Hillsborough 37	-	-	X	-	+	-	-	+	+	X	+	+	+	+	E	E	E	+	+	E	+	+	+	+	13	18	72%	92%	82%
OBER, R.	R	Hillsborough 37	-	+	-	-	+	-	-	+	+	-	+	+	+	+	+	+	X	+	E	E	+	+	+	+	15	21	71%	83%	77%
O'Brien, M.	D	Hillsborough 36	-	-	-	-	-	X	-	-	-	-	+	-	-	+	-	-	-	-	-	-	-	-	-	-	2	23	9%	8%	8%
O'BRIEN, W.	R	Hillsborough 5	+	+	+	+	+	+	+	+	+	+	+	+	+	+	E	E	+	+	E	+	+	+	+	X	20	20	100%	100%	100%
O'CONNOR	R	Rockingham 6	-	-	+	-	-	-	+	+	+	+	+	+	+	+	+	+	-	+	+	-	+	+	+	+	17	24	71%	87%	79%
O'Hearne	D	Sullivan 3	E	-	-	-	-	-	-	-	-	-	+	E	E	E	E	E	E	-	-	E	-	+	-	-	2	16	13%	n/a	13%
OHM	R	Hillsborough 36	+	-	+	+	+	+	+	+	+	+	+	+	+	+	+	+	+	+	E	-	+	+	+	+	21	23	91%	n/a	91%
OLIGNY†	R	Rockingham 34	+	+	+	+	+	+	E	E	E	E	E	E	E	E	E	E	E	+	+	E	+	+	E	E	10	10	n/a	n/a	n/a
O'Neil	D	Hillsborough 9	-	-	-	-	-	E	-	-	-	-	+	-	-	-	-	-	-	-	-	-	-	-	-	E	1	22	5%	11%	8%
OSBORNE	R	Rockingham 4	+	+	+	+	+	-	E	E	E	E	E	+	+	+	+	+	+	+	+	+	+	+	+	+	18	19	95%	n/a	95%
Oxenham	D	Sullivan 1	-	-	X	-	E	E	-	-	-	-	-	-	-	-	-	-	X	-	-	-	-	-	-	-	0	20	0%	n/a	0%
PACKARD	R	Rockingham 5	+	-	-	-	-	-	-	+	+	+	+	+	X	+	X	X	-	+	+	-	+	+	+	+	13	21	62%	80%	71%
PALMER	R	Hillsborough 32	-	X	+	+	+	X	-	+	+	+	+	+	+	+	+	+	X	+	+	-	+	+	+	+	18	21	86%	92%	89%
Pantelakos	D	Rockingham 25	-	-	-	-	-	-	-	-	-	-	-	-	+	-	-	-	-	-	E	-	-	-	-	-	1	23	4%	13%	8%
PARENT†	R	Merrimack 26	E	E	-	X	+	X	E	E	+	+	+	E	E	E	+	+	E	+	+	X	+	X	E	E	9	10	n/a	n/a	n/a
PARISON	R	Hillsborough 25	+	E	E	E	+	-	+	+	+	+	+	+	+	+	+	X	+	+	+	-	+	E	+	+	17	19	89%	93%	91%
PARKER	R	Carroll 6	+	-	-	-	-	-	-	+	+	+	+	+	+	+	+	+	+	+	+	-	+	+	+	+	17	24	71%	n/a	71%
Parkhurst	D	Cheshire 13	E	-	-	-	-	-	+	-	-	-	-	-	-	-	-	-	-	-	-	-	-	-	-	-	1	23	4%	23%	14%
PARSONS†	R	Strafford 1	-	-	+	-	E	E	E	E	E	E	E	X	X	X	X	X	X	E	+	E	E	X	X	X	2	5	n/a	100%	n/a
Patten	D	Merrimack 17	-	-	-	-	-	-	-	X	-	+	+	-	-	-	-	-	-	E	-	+	-	-	+	+	5	22	23%	8%	16%
Pearson	D	Cheshire 4	-	-	-	-	-	-	-	-	+	-	+	-	-	-	-	-	-	-	-	E	-	X	-	-	2	22	9%	n/a	9%
PECKHAM†	R	Rockingham 22	-	+	-	-	-	-	E	E	E	E	E	E	E	E	E	E	E	+	X	-	+	+	+	X	5	11	n/a	83%	n/a



NEW HAMPSHIRE HOUSE VOTE DETAIL

	Party	District	HB 269	HB 387	HB 677	HB 591	CACR 1	HB 543	HB 303	HB 578	HB 548	HB 560	HB 554	HB 365	HB 684	HB 600	HB 563	HB 403	HB 402	HB 2	SB 101	SB 30	SB 179	SB 169	HB 332	HB 603	ACU Votes	Votes Cast	2015 %	2014 %	LIFETIME AVG
PELEGRINO	R	Hillsborough 20	-	-	+	-	-	-	+	+	+	+	+	+	+	+	+	+	X	+	+	-	+	+	+	+	16	23	70%	82%	76%
PETERSON	R	Hillsborough 7	+	+	-	+	+	-	-	+	+	-	+	+	+	+	+	-	-	+	+	-	+	+	+	+	16	24	67%	93%	80%
Phillips	D	Cheshire 16	-	-	-	-	-	-	-	-	+	-	+	-	-	-	+	-	-	-	E	-	-	-	-	-	3	23	13%	0%	7%
PIERCE	R	Hillsborough 6	-	-	+	-	-	-	+	+	+	+	+	+	+	+	+	-	-	+	+	-	+	+	+	+	16	24	67%	n/a	67%
Piper	D	Grafton 10	-	-	-	-	-	-	-	-	-	-	+	+	+	+	-	-	-	-	-	-	-	-	E	E	4	22	18%	8%	13%
PITRE	R	Strafford 2	+	+	+	+	+	-	+	+	+	+	+	E	+	E	+	E	E	+	+	-	+	E	+	+	17	19	89%	92%	91%
Porter	D	Hillsborough 1	-	-	-	-	-	-	-	-	-	-	+	-	E	-	E	E	-	-	-	-	-	-	-	-	1	21	5%	7%	6%
POTUCEK	R	Rockingham 6	+	+	-	+	-	-	+	+	+	+	+	+	+	+	+	+	-	+	+	-	+	+	+	+	19	24	79%	n/a	79%
PRIESTLEY†	R	Rockingham 8	E	+	-	+	-	-	E	E	E	E	E	X	X	X	X	X	X	+	E	-	E	X	E	E	3	7	n/a	64%	n/a
PROULX	R	Hillsborough 44	-	-	-	-	-	-	-	+	+	+	+	-	-	+	+	-	-	-	+	-	+	+	-	+	10	24	42%	n/a	42%
PRUDHOM-ME-O'BRIEN	R	Rockingham 6	+	-	+	+	+	+	+	+	+	+	+	+	+	+	+	+	E	+	+	-	+	+	+	+	21	23	91%	n/a	91%
RAPPAPORT	R	Coos 1	-	-	+	-	+	-	-	+	+	+	+	+	+	+	+	-	E	+	+	-	+	+	+	+	16	23	70%	92%	81%
Ratzki	D	Merrimack 1	+	+	-	-	-	-	-	-	-	-	+	-	-	-	-	-	-	-	-	-	-	-	-	-	3	24	13%	14%	13%
Rice, C.	D	Merrimack 27	X	E	E	E	-	-	-	-	-	-	+	-	-	-	-	-	E	-	-	E	-	-	-	-	1	18	6%	0%	3%
RICE, F.	R	Rockingham 21	+	+	+	+	+	+	+	+	+	+	+	+	+	+	+	+	X	+	+	-	+	+	+	+	22	23	96%	92%	94%
RICE, K.	R	Hillsborough 37	+	+	+	+	+	+	+	+	+	+	+	+	+	+	+	+	X	+	+	-	+	+	+	+	22	23	96%	n/a	96%
RICHARDSON	R	Coos 4	-	X	+	-	-	-	+	+	+	+	+	+	+	+	+	+	-	+	+	-	+	+	+	+	16	23	70%	64%	67%
RIDEOUT	R	Coos 7	+	-	+	+	+	+	+	+	+	+	+	+	+	+	+	+	X	+	+	-	+	+	+	+	21	23	91%	93%	92%
Roberts, C.	D	Hillsborough 4	E	X	-	-	-	-	-	-	-	-	+	+	-	-	-	-	X	-	-	-	-	-	-	-	2	21	10%	n/a	10%
Roberts, K.†	D	Cheshire 16	+	E	E	E	-	-	-	-	+	-	-	E	E	E	E	E	E	-	X	-	+	+	-	+	5	14	n/a	17%	n/a
Robertson	D	Cheshire 6	-	-	-	-	-	-	-	-	-	-	+	-	-	-	-	-	-	-	-	-	-	-	-	-	1	24	4%	0%	2%
Rogers	D	Merrimack 28	-	X	-	-	-	-	-	-	-	-	+	-	-	-	-	-	-	-	-	-	-	-	-	-	1	23	4%	7%	6%
Rokas†	D	Hillsborough 12	E	E	-	X	-	E	E	E	E	E	E	E	E	E	X	-	E	E	E	E	E	X	X	X	0	3	n/a	11%	n/a
ROLLINS	R	Sullivan 6	-	+	+	-	+	+	+	+	+	+	+	-	X	X	+	+	-	+	+	-	+	+	+	+	17	22	77%	79%	78%
Rollo	D	Strafford 18	-	-	-	-	-	+	-	-	-	-	-	-	-	-	-	-	-	-	-	-	-	-	-	-	1	24	4%	n/a	4%
Rosenwald	D	Hillsborough 30	-	-	-	-	-	-	-	-	-	-	+	-	-	E	-	-	-	-	-	-	-	-	-	-	1	23	4%	8%	6%
ROUILLARD	R	Hillsborough 6	-	+	-	-	-	-	-	+	+	+	+	+	+	+	+	+	-	+	+	-	+	+	+	+	16	24	67%	n/a	67%
ROWE	R	Hillsborough 21	-	-	-	-	-	-	+	+	+	+	+	+	+	+	+	+	-	+	+	-	+	+	+	+	16	24	67%	85%	76%
RUSSELL†	R	Belknap 5	E	E	E	E	E	E	E	E	E	E	E	E	E	E	E	E	E	E	E	E	E	+	+	+	3	3	n/a	n/a	n/a
Sad	D	Cheshire 1	-	-	-	-	-	-	-	-	-	-	+	-	-	-	-	-	-	-	-	-	-	-	-	-	1	24	4%	7%	5%
SANBORN	R	Hillsborough 41	E	+	+	X	+	-	+	+	+	+	+	E	+	+	+	E	E	-	E	E	+	+	+	+	15	17	88%	92%	90%
SANDERS†	R	Rockingham 12	-	-	-	-	-	-	-	E	+	+	+	+	+	+	+	+	X	E	E	E	E	E	E	E	8	15	n/a	100%	n/a



NEW HAMPSHIRE HOUSE VOTE DETAIL

	Party	District	HB 269	HB 387	HB 677	HB 591	CACR 1	HB 543	HB 303	HB 578	HB 548	HB 560	HB 554	HB 365	HB 684	HB 600	HB 563	HB 403	HB 402	HB 2	SB 101	SB 30	SB 179	SB 169	HB 332	HB 603	ACU Votes	Votes Cast	2015 %	2014 %	LIFETIME AVG
Saunderson	D	Merrimack 9	-	+	-	-	-	-	-	+	-	-	-	-	-	-	-	-	-	-	-	-	-	+	-	-	3	24	13%	n/a	13%
SCHLEIEN	R	Hillsborough 37	+	+	+	+	+	+	+	+	+	+	+	X	X	X	X	X	X	+	+	X	+	X	+	+	16	16	100%	n/a	100%
Schmidt, A.	D	Sullivan 1	-	+	-	-	-	-	-	-	-	-	+	-	-	-	-	-	X	-	-	-	-	-	-	-	2	23	9%	0%	4%
Schmidt, P.	D	Strafford 19	-	-	-	-	-	-	-	-	-	-	+	-	-	-	-	-	-	-	-	-	-	-	-	-	1	24	4%	7%	5%
SCHMIDT, S.	R	Carroll 6	-	-	-	-	-	-	-	+	+	+	+	+	+	+	+	+	-	+	X	-	+	+	+	+	14	23	61%	83%	72%
SCHROADTER	R	Rockingham 17	+	+	X	X	+	+	-	X	+	+	-	+	+	+	+	X	E	+	E	-	+	+	+	+	15	18	83%	89%	86%
Schuetz	D	Merrimack 20	-	-	-	-	-	-	-	-	-	-	+	-	-	-	-	-	-	-	-	-	-	-	-	-	1	24	4%	7%	6%
SCONTAS	R	Hillsborough 30	-	-	-	+	X	+	+	+	+	+	+	E	E	E	E	E	E	+	+	-	+	+	+	+	13	17	76%	n/a	76%
SEAWORTH	R	Merrimack 20	+	+	+	+	+	+	+	+	+	+	+	+	+	+	+	+	+	+	+	+	+	+	+	+	24	24	100%	n/a	100%
SEIDEL	R	Hillsborough 28	+	+	+	+	+	+	-	+	+	+	+	+	+	+	+	+	X	+	+	-	+	+	+	+	21	23	91%	n/a	91%
SHACKETT	R	Grafton 9	-	X	+	-	-	-	+	+	+	+	+	+	+	+	-	+	X	E	+	-	+	+	+	X	14	20	70%	n/a	70%
Shattuck	D	Hillsborough 1	-	-	-	-	-	-	-	-	-	-	+	-	-	-	-	-	-	-	-	-	-	-	-	-	1	24	4%	0%	2%
Shaw†	D	Hillsborough 16	-	-	-	-	-	-	E	E	E	E	E	E	E	E	E	E	E	-	-	-	-	+	-	-	1	13	n/a	8%	n/a
Shepardson	D	Cheshire 10	-	-	-	-	-	-	-	-	-	-	+	-	-	-	-	-	X	-	-	-	-	-	-	-	1	23	4%	7%	6%
Sherman	D	Rockingham 24	-	-	-	-	-	-	-	-	-	-	+	-	-	-	-	-	-	-	-	-	-	-	-	-	1	24	4%	8%	6%
Shurtleff	D	Merrimack 11	-	-	-	-	-	-	-	-	-	-	+	-	-	-	-	-	-	-	-	-	-	-	-	-	1	24	4%	7%	5%
SILVA†	R	Hillsborough 35	E	E	E	E	X	+	+	+	+	+	+	+	X	+	+	X	X	E	X	X	X	X	+	X	10	10	n/a	n/a	n/a
SIMMONS	R	Hillsborough 17	+	+	+	+	+	-	+	+	+	+	+	+	+	+	+	+	-	-	+	-	+	+	+	+	20	24	83%	n/a	83%
Simpson	D	Rockingham 18	-	-	-	-	-	-	-	-	-	-	-	-	-	-	+	-	-	-	-	-	-	-	X	X	1	22	5%	n/a	5%
SMITH, G.	R	Hillsborough 37	E	+	-	+	+	-	-	+	+	+	+	X	+	X	+	-	X	+	+	-	+	+	+	+	15	20	75%	n/a	75%
Smith, M.	D	Strafford 6	E	-	-	-	-	X	-	-	-	-	+	E	-	E	E	E	E	-	E	-	-	-	-	-	1	16	6%	8%	7%
SMITH, STEVEN	R	Sullivan 11	-	-	-	+	+	-	-	+	+	+	+	+	+	X	+	+	-	+	+	-	+	+	+	+	16	23	70%	93%	81%
Smith, Suzanne	D	Grafton 8	-	-	-	-	-	-	-	-	-	-	-	-	-	-	+	-	-	-	-	-	-	-	-	-	1	24	4%	7%	6%
Smith, T.	D	Hillsborough 17	-	-	-	-	-	-	-	-	+	+	-	-	-	-	+	-	-	-	-	-	E	-	-	-	3	23	13%	17%	15%
Snow	D	Hillsborough 42	-	-	-	-	-	-	-	-	-	-	-	-	-	-	-	-	-	-	-	-	-	-	-	-	0	24	0%	n/a	0%
Soucy	D	Hillsborough 34	-	-	-	-	-	-	-	-	-	-	+	-	-	-	+	-	-	-	-	-	-	-	-	-	2	24	8%	9%	9%
Southworth	D	Strafford 20	-	-	-	-	-	-	-	-	+	-	-	-	-	-	-	-	-	-	-	-	-	-	-	-	1	24	4%	n/a	4%
SOUZA	R	Hillsborough 43	+	+	+	+	E	E	+	+	+	+	+	+	X	+	+	+	X	+	+	E	+	E	+	+	18	18	100%	100%	100%
Spang	D	Strafford 6	-	-	-	-	-	-	-	-	-	-	+	-	-	-	+	-	-	-	-	-	-	-	-	-	2	24	8%	7%	8%
SPANOS	R	Belknap 3	+	-	+	+	+	+	+	+	+	+	+	+	+	+	+	+	+	+	+	+	+	+	+	+	23	24	96%	n/a	96%
SPILLANE	R	Rockingham 2	+	+	+	+	+	+	+	+	+	+	+	+	+	+	+	+	+	+	+	+	+	E	+	+	23	23	100%	n/a	100%
Sprague	D	Strafford 18	+	-	-	-	-	-	-	+	-	-	+	-	-	+	E	-	-	-	-	-	+	E	-	-	5	22	23%	n/a	23%



NEW HAMPSHIRE HOUSE VOTE DETAIL

	Party	District	HB 269	HB 387	HB 677	HB 591	CACR 1	HB 543	HB 303	HB 578	HB 548	HB 560	HB 554	HB 365	HB 684	HB 600	HB 563	HB 403	HB 402	HB 2	SB 101	SB 30	SB 179	SB 169	HB 332	HB 603	ACU Votes	Votes Cast	2015 %	2014 %	LIFETIME AVG
STEPANEK†	R	Hillsborough 22	+	+	+	+	X	X	+	+	+	+	+	X	X	X	X	X	X	+	+	-	+	X	+	+	14	15	n/a	n/a	n/a
STERLING	R	Cheshire 14	E	+	-	-	-	-	-	+	+	+	+	+	+	+	X	X	+	+	+	-	+	+	+	+	15	21	71%	n/a	71%
Stevens	D	Strafford 7	-	-	-	-	-	-	-	-	+	-	-	-	-	-	-	-	X	-	E	-	-	-	-	-	1	22	5%	7%	6%
STRAIGHT	R	Hillsborough 21	-	-	-	-	-	-	-	+	+	+	+	+	+	+	+	+	X	+	+	-	E	+	+	+	14	22	64%	91%	77%
Sullivan, D.	D	Hillsborough 42	-	-	-	-	-	-	-	-	-	-	+	-	-	-	+	-	-	-	X	-	-	-	-	-	2	23	9%	8%	8%
SULLIVAN, V.	R	Hillsborough 16	+	+	+	+	+	+	+	+	+	+	+	+	+	+	E	+	-	-	+	+	+	+	+	+	21	23	91%	n/a	91%
SWEENEY, D.†	R	Rockingham 20	X	X	X	X	X	X	X	X	X	X	X	X	X	X	X	X	X	X	X	X	X	X	X	X	0	0	n/a	n/a	n/a
SWEENEY, J.†	R	Rockingham 8	E	+	-	+	-	X	E	E	E	E	E	X	X	X	X	X	X	+	+	E	+	+	+	+	8	10	n/a	77%	n/a
SWEENEY, S.†	R	Hillsborough 23	X	X	X	X	X	X	+	+	+	+	+	-	+	+	X	X	X	+	X	X	X	+	+	+	11	12	n/a	n/a	n/a
Sykes	D	Grafton 13	E	E	E	E	-	-	-	-	-	-	-	-	-	-	-	-	-	-	-	-	E	-	E	E	0	17	0%	7%	3%
SYLVIA	R	Belknap 6	+	+	+	+	+	+	+	+	+	X	+	+	+	+	+	+	+	+	+	+	+	+	+	X	22	22	100%	91%	95%
SYTEK	R	Rockingham 8	-	-	+	-	-	E	-	+	+	+	+	+	+	+	+	-	-	+	+	-	+	+	+	+	15	23	65%	64%	65%
TAKESIAN	R	Hillsborough 37	-	-	-	-	-	-	-	+	+	-	+	+	+	+	-	-	-	E	+	E	-	+	E	E	8	20	40%	25%	33%
TAMBURELLO†	R	Rockingham 5	+	+	+	+	X	E	E	E	+	+	+	+	+	E	X	+	E	+	+	+	+	E	+	E	15	15	n/a	n/a	n/a
TASKER	R	Rockingham 2	+	+	+	+	X	+	+	+	+	+	+	+	X	+	+	X	X	X	+	+	+	-	+	X	17	18	94%	91%	93%
Tatro	D	Cheshire 15	-	-	-	-	-	-	-	-	-	-	+	-	-	-	-	-	-	-	-	E	-	-	-	-	1	23	4%	8%	6%
Theberge	D	Coos 3	-	-	-	-	-	X	X	-	X	+	+	-	X	-	-	-	-	-	-	-	+	-	-	-	3	20	15%	10%	13%
THOLL	R	Coos 5	-	-	-	-	-	-	-	+	+	+	+	+	+	+	+	+	-	+	E	E	+	+	+	+	14	22	64%	n/a	64%
THOMAS, D.	R	Rockingham 5	+	+	+	+	+	-	+	+	+	+	+	+	+	+	+	+	-	+	+	-	E	+	E	E	18	21	86%	n/a	86%
Thomas, Y.	D	Coos 3	-	X	-	-	-	-	E	E	-	-	+	-	-	+	-	-	-	-	-	-	-	+	-	-	3	21	14%	18%	16%
Ticehurst	D	Carroll 3	-	-	-	-	-	-	-	-	+	-	-	-	+	-	-	-	-	-	-	-	-	-	-	-	2	24	8%	13%	11%
Tilton, B.	D	Cheshire 12	+	+	-	-	-	-	-	-	-	+	+	-	-	+	+	-	-	+	+	-	+	+	+	+	12	24	50%	n/a	50%
TILTON, F.	R	Belknap 3	-	-	+	-	-	-	+	+	+	+	+	+	+	+	+	+	-	+	+	-	+	+	+	+	17	24	71%	80%	75%
TILTON, R.†	R	Rockingham 20	X	X	X	X	X	X	X	X	X	X	X	X	X	X	X	X	X	X	X	X	X	X	+	+	2	2	n/a	n/a	n/a
Townsend	D	Grafton 11	-	-	-	-	-	-	-	-	-	-	+	-	-	-	-	-	-	-	-	-	-	-	-	-	1	24	4%	8%	6%
Treleven	D	Strafford 17	E	-	-	-	-	-	-	-	+	-	-	X	-	X	-	-	-	-	E	-	E	-	-	-	1	19	5%	n/a	5%
TRUE	R	Rockingham 4	+	+	+	+	+	+	+	+	+	+	+	+	+	+	+	+	-	+	+	-	+	+	+	X	21	23	91%	n/a	91%
TUCKER	R	Rockingham 23	+	E	E	E	+	+	+	+	+	+	+	+	+	+	+	+	E	+	+	+	+	+	+	+	20	20	100%	93%	97%
Turcotte, A.	D	Merrimack 22	-	+	-	-	-	-	-	-	-	-	-	-	-	-	+	-	-	-	-	-	-	-	-	-	2	24	8%	8%	8%
TURCOTTE, L.	R	Strafford 4	+	+	+	+	+	+	+	+	+	+	+	+	+	+	+	+	-	+	+	+	+	+	+	+	23	24	96%	n/a	96%
TWOMBLY	R	Hillsborough 34	+	+	+	+	+	+	-	+	+	+	+	+	+	+	E	E	+	+	+	-	+	+	+	+	20	22	91%	n/a	91%
ULERY†	R	Hillsborough 37	+	+	+	+	+	-	E	E	E	E	E	E	E	E	E	E	E	+	+	-	+	+	+	+	11	13	n/a	93%	n/a
UMBERGER	R	Carroll 2	-	-	-	-	-	-	-	+	+	+	+	E	E	E	+	E	-	+	+	-	+	+	+	+	11	20	55%	60%	58%



NEW HAMPSHIRE HOUSE VOTE DETAIL

	Party	District	HB 269	HB 387	HB 677	HB 591	CACR 1	HB 543	HB 303	HB 578	HB 548	HB 560	HB 554	HB 365	HB 684	HB 600	HB 563	HB 403	HB 402	HB 2	SB 101	SB 30	SB 179	SB 169	HB 332	HB 603	ACU Votes	Votes Cast	2015 %	2014 %	LIFETIME AVG
VADNEY	R	Belknap 2	+	+	+	+	+	-	+	+	+	-	+	+	+	+	+	+	-	+	+	+	+	+	+	+	21	24	88%	93%	90%
Vann	D	Hillsborough 24	E	X	-	-	-	-	-	-	-	-	-	-	-	-	-	-	-	-	-	-	-	-	-	-	0	22	0%	n/a	0%
VARNEY	R	Belknap 5	X	X	X	X	+	-	-	+	+	+	-	+	+	+	-	+	X	+	X	-	+	+	+	+	13	18	72%	n/a	72%
Verschueren	D	Strafford 13	-	-	-	-	-	+	-	-	-	-	+	-	-	-	-	-	-	-	-	-	-	X	E	E	2	21	10%	8%	9%
VOSE	R	Rockingham 9	+	+	+	+	+	-	+	+	+	+	+	+	+	+	+	+	+	+	+	-	+	-	+	+	21	24	88%	n/a	88%
Wall	D	Strafford 6	-	-	-	-	-	-	-	-	-	-	+	-	-	+	-	-	-	-	-	-	-	-	-	-	2	24	8%	7%	8%
Wallner	D	Merrimack 10	-	+	-	-	-	-	-	-	-	-	+	-	-	-	-	-	-	-	-	-	-	-	-	-	2	24	8%	0%	4%
Walsh, R.	D	Hillsborough 11	-	-	-	-	-	-	-	-	-	-	+	-	-	-	-	-	-	-	-	-	-	-	-	-	1	24	4%	7%	5%
WALSH, T.	R	Merrimack 24	+	-	+	-	-	-	-	+	+	+	+	E	E	E	E	E	E	+	X	-	+	+	+	+	11	17	65%	n/a	65%
Ward, G.	D	Rockingham 28	-	E	E	E	-	-	-	-	-	-	-	-	-	-	-	-	-	-	-	-	-	-	-	-	0	21	0%	7%	4%
WARD, J.	R	Rockingham 19	-	-	-	-	-	-	+	+	+	+	+	+	+	+	+	X	-	+	+	-	E	E	+	+	13	21	62%	n/a	62%
Ward, K.	D	Strafford 21	-	-	-	-	X	-	+	-	-	-	-	X	-	E	-	-	E	-	-	E	E	-	-	-	1	18	6%	13%	9%
WEBB	R	Rockingham 6	-	-	+	X	+	-	-	+	+	+	+	+	+	+	+	+	X	+	+	-	+	E	+	+	16	21	76%	86%	81%
Weber	D	Cheshire 1	E	-	-	-	-	-	-	-	-	-	+	-	-	-	-	-	-	-	-	-	E	-	-	-	1	22	5%	7%	6%
WELCH	R	Rockingham 13	E	-	+	-	-	-	-	+	+	+	+	+	+	+	+	+	-	+	+	-	+	+	+	+	16	23	70%	n/a	70%
WEYLER	R	Rockingham 13	+	+	+	-	+	-	+	+	+	+	+	E	+	+	+	E	+	+	+	-	+	+	+	+	19	22	86%	80%	83%
Wheeler	D	Merrimack 3	-	-	-	-	E	E	-	-	-	-	+	-	-	-	X	-	-	-	E	-	-	-	-	-	1	20	5%	n/a	5%
White	D	Grafton 13	-	-	-	-	-	-	E	E	E	E	E	-	-	-	-	-	-	-	E	-	X	-	-	-	0	17	0%	7%	3%
WHITEHOUSE	R	Strafford 2	+	+	+	+	X	+	+	X	+	+	+	+	+	+	+	X	+	+	+	X	+	+	-	X	18	19	95%	n/a	95%
Williams	D	Hillsborough 4	-	-	-	-	-	-	-	-	-	-	+	-	-	-	+	-	X	-	-	-	-	-	E	E	2	21	10%	7%	8%
WOITKUN	R	Rockingham 33	-	X	-	-	-	-	-	+	+	+	+	+	-	X	+	X	-	+	+	-	+	+	+	+	12	21	57%	n/a	57%
WOLF	R	Hillsborough 7	+	-	-	-	-	-	-	-	+	+	+	+	+	+	+	+	-	+	+	-	+	+	+	+	14	24	58%	n/a	58%
WOOD	R	Rockingham 21	X	+	+	-	+	+	-	+	+	+	+	+	+	+	+	-	+	+	+	X	+	E	+	-	17	21	81%	n/a	81%
Woodbury	D	Hillsborough 5	-	-	-	-	-	-	-	-	-	-	+	-	-	-	+	-	-	-	-	-	-	-	-	-	2	24	8%	7%	8%
WRIGHT	R	Carroll 8	+	+	-	+	+	+	+	+	+	+	+	-	+	+	+	-	+	+	E	-	+	+	-	+	18	23	78%	83%	81%
WUELPER	R	Strafford 3	+	E	+	+	+	+	-	+	+	+	+	+	+	+	+	+	+	+	+	-	+	+	+	+	21	23	91%	n/a	91%
ZARICKI	R	Hillsborough 6	+	+	-	+	+	-	-	+	+	X	+	+	+	+	X	+	-	+	+	+	+	X	+	+	17	21	81%	n/a	81%

† Legislator did not vote on enough of the selected bills and as a result the 2015 percentage and Lifetime Average was not rated..